

CDBG ACTIVITY SUMMARY REPORT

IDIS—PR03



U.S. Department of Housing and Urban Development
 Office of Community Planning and Development
 Integrated Disbursement and Information System
 CDBG Activity Summary Report (GPR) for Program Year 2017
 BOISE

Date: 05-Dec-2018
 Time: 16:20
 Page: 1

PGM Year: 1994
Project: 0002 - CONVERTED CDBG ACTIVITIES
IDIS Activity: 2 - CDBG COMMITTED FUNDS ADJUSTMENT

Status: Open
Location: ,

Objective:
Outcome:
Matrix Code: Submissions or Applications for Federal Program (21E) **National Objective:**

Initial Funding Date: 01/01/1994


Description:

THIS ACTIVITY WAS INPUT WITH THE ORIGINAL CONVERSION INTO IDIS AND PROBABLY SHOULDN'T HAVE BEEN INPUT. WE WERE UNABLE TO CANCEL OR COMPLETE THIS PROJECT. IDIS HELP HAS BEEN CONTACTED TO CANCEL OR CLOSE THE PROJECT AND ASSIST WITH THE REMAINING DOLLARS SHOWING AS COMMITTED TO THIS ACTIVITY. IDIS HELP SAYS THAT ACTIVITIES 1 THRU 4 WILL NEVER BE ABLE TO BE COMPLETED OR CANCELED DUE TO CONVERSION. THIS ACTIVITY WAS INPUT WITH THE ORIGINAL CONVERSION INTO IDIS AND PROBABLY SHOULDN'T HAVE BEEN INPUT. WE ARE UNABLE TO CANCEL OR COMPLETE THIS PROJECT. IDIS HELP HAS BEEN CONTACTED TO CANCEL OR CLOSE THE PROJECT AND ASSIST WITH THE REMAINING DOLLARS SHOWING AS COMMITTED TO THIS ACTIVITY. IDIS HELP SAYS THAT ACTIVITIES 1 THRU 4 WILL NEVER BE ABLE TO BE COMPLETED OR CANCELED DUE TO CONVERSION. ALSO CANNOT COMPLETE BECAUSE THE ACTIVITY HAS A DRAW AMOUNT THAT IS NEGATIVE FROM THE RETURN OF FUNDS TO HUD AGAINST THE COMMUNITY HOUSE PROJECT SALE.

Financing

	Fund Type	Grant Year	Grant	Funded Amount	Drawn In Program Year	Drawn Thru Program Year
CDBG	EN	Pre-2015		\$8,072,645.03	\$0.00	\$0.00
		1988	B88MC160001		\$0.00	\$759,000.00
		1989	B89MC160001		\$0.00	\$788,000.00
		1990	B90MC160001		\$0.00	\$763,000.00
		1991	B91MC160001		\$0.00	\$866,000.00
		1992	B92MC160001		\$0.00	\$940,000.00
		1993	B93MC160001		\$0.00	\$1,139,000.00
		1994	B94MC160001		\$0.00	\$1,240,000.00
		1995	B95MC160001		\$0.00	\$1,327,000.00
		1996	B96MC160001		\$0.00	\$250,645.03
		2000	B00MC160001		\$0.00	\$0.00
2003	B03MC160001		\$0.00	\$0.00		
Total	Total			\$8,072,645.03	\$0.00	\$8,072,645.03

Proposed Accomplishments



U.S. Department of Housing and Urban Development
 Office of Community Planning and Development
 Integrated Disbursement and Information System
 CDBG Activity Summary Report (GPR) for Program Year 2017
 BOISE

Date: 05-Dec-2018
 Time: 16:20
 Page: 2

Actual Accomplishments

Number assisted:

	Owner		Renter		Total		Person	
	Total	Hispanic	Total	Hispanic	Total	Hispanic	Total	Hispanic
White:					0	0		
Black/African American:					0	0		
Asian:					0	0		
American Indian/Alaskan Native:					0	0		
Native Hawaiian/Other Pacific Islander:					0	0		
American Indian/Alaskan Native & White:					0	0		
Asian White:					0	0		
Black/African American & White:					0	0		
American Indian/Alaskan Native & Black/African American:					0	0		
Other multi-racial:					0	0		
Asian/Pacific Islander:					0	0		
Hispanic:					0	0		
Total:	0	0	0	0	0	0	0	0

Female-headed Households:


0

Income Category:

	Owner	Renter	Total	Person
Extremely Low			0	
Low Mod			0	
Moderate			0	
Non Low Moderate			0	
Total	0	0	0	0
Percent Low/Mod				

Annual Accomplishments

No data returned for this view. This might be because the applied filter excludes all data.



U.S. Department of Housing and Urban Development
 Office of Community Planning and Development
 Integrated Disbursement and Information System
 CDBG Activity Summary Report (GPR) for Program Year 2017
 BOISE

Date: 05-Dec-2018
 Time: 16:20
 Page: 3

PGM Year: 2014
Project: 0005 - BCACHA: Tenant-based Rental Assistance
IDIS Activity: 1023 - Tenant-based Rental Assistance

Status: Open
Location: 252 E Front St Apt 412 Boise, ID 83702-7345

Objective: Provide decent affordable housing
Outcome: Affordability
Matrix Code: Housing Services - Excluding Housing Counseling, under 24 CFR 5.100 (14J)
National Objective: LMH

Initial Funding Date: 04/16/2015

Description:
 BCACHA administers a HOME funded tenant-based rental assistance(TBRA)program that will assist a minimum of fifteen non-duplicatedhouseholds experiencing homelessness with a disabling condition with obtaining rental and security deposit assistance.CDBG funds will be used to assist with allowable administrative costs associated with the TBRA program.

Financing

	Fund Type	Grant Year	Grant	Funded Amount	Drawn In Program Year	Drawn Thru Program Year
CDBG	EN	Pre-2015		\$30,000.00	\$0.00	\$0.00
		2013	B13MC160001		\$0.00	\$17,442.43
		2014	B14MC160001		\$4,790.42	\$10,406.37
Total	Total			\$30,000.00	\$4,790.42	\$27,848.80


Proposed Accomplishments

Housing Units : 15

Actual Accomplishments

Number assisted:

	Owner		Renter		Total		Person	
	Total	Hispanic	Total	Hispanic	Total	Hispanic	Total	Hispanic
White:	0	0	20	2	20	2	0	0
Black/African American:	0	0	1	0	1	0	0	0
Asian:	0	0	0	0	0	0	0	0
American Indian/Alaskan Native:	0	0	0	0	0	0	0	0
Native Hawaiian/Other Pacific Islander:	0	0	0	0	0	0	0	0
American Indian/Alaskan Native & White:	0	0	0	0	0	0	0	0
Asian White:	0	0	0	0	0	0	0	0
Black/African American & White:	0	0	0	0	0	0	0	0
American Indian/Alaskan Native & Black/African American:	0	0	0	0	0	0	0	0
Other multi-racial:	0	0	0	0	0	0	0	0
Asian/Pacific Islander:	0	0	0	0	0	0	0	0
Hispanic:	0	0	0	0	0	0	0	0
Total:	0	0	21	2	21	2	0	0



U.S. Department of Housing and Urban Development
 Office of Community Planning and Development
 Integrated Disbursement and Information System
 CDBG Activity Summary Report (GPR) for Program Year 2017
 BOISE

Date: 05-Dec-2018
 Time: 16:20
 Page: 4

Female-headed Households: 0 14 14

Income Category:

	Owner	Renter	Total	Person
Extremely Low	0	21	21	0
Low Mod	0	1	1	0
Moderate	0	0	0	0
Non Low Moderate	0	0	0	0
Total	0	22	22	0
Percent Low/Mod		100.0%	100.0%	

Annual Accomplishments

Years	Accomplishment Narrative	# Benefitting
2014	1st Qtr: 11 Households Served, Proposed Goal at 73% 2nd Qtr: 2 Additional Households Served, Proposed Goal at 87% 3rd Qtr: 7 Additional Households Served, Proposed Goal at 93% 4th Qtr: 1 Additional Households Served, Proposed Goal at 140%	
2015	1st Quarter: 9 Households Served 2nd Quarter: 0 Households Served 3rd Quarter: 0 Households Served 4th Quarter: 0 Households Served	
2016	October 2016 - 1 Household Served November 2016 - 0 Households Served December 2016 - 0 Households Served January 2017 - 2 Households Served February 2017 - 0 Households Served March 2017 - 0 Households Served April 2017 - 0 Households Served May 2017 - 0 Households Served June 2017 - 1 Household Served July 2017 - 1 Household Served August 2017 - 1 Household Served September 2017 - 1 Household Served	
2017	October 2017 to February 2018 - 14 beneficiaries February to September 2018 - 0 new beneficiaries	



U.S. Department of Housing and Urban Development
 Office of Community Planning and Development
 Integrated Disbursement and Information System
 CDBG Activity Summary Report (GPR) for Program Year 2017
 BOISE

Date: 05-Dec-2018
 Time: 16:20
 Page: 5

PGM Year: 2015
Project: 0012 - Energize Our Neighborhoods
IDIS Activity: 1060 - Bus Stop Improvements

Status: Completed 9/30/2018 12:00:00 AM
Location: 150 N Capitol Blvd Boise, ID 83702-5920

Objective: Create suitable living environments
Outcome: Availability/accessibility
Matrix Code: Sidewalks (03L) **National Objective:** LMA

Initial Funding Date: 05/27/2016

Description:

Support funding will provide increased street lighting, sidewalks, sidewalk improvements (bus benches, bus shelter, bike racks), public art, code enforcement education and loans. This is part of an initiative to improve neighborhoods, based on indicators, with strategic investments.

Financing


	Fund Type	Grant Year	Grant	Funded Amount	Drawn In Program Year	Drawn Thru Program Year
CDBG	EN	Pre-2015		\$157,720.51	\$0.00	\$0.00
		2014	B14MC160001		\$0.00	\$157,720.51
	PI			\$914.17	\$0.00	\$914.17
Total	Total			\$158,634.68	\$0.00	\$158,634.68

Proposed Accomplishments

People (General) : 4,737
 Total Population in Service Area: 10,390
 Census Tract Percent Low / Mod: 55.63

Annual Accomplishments

Years	Accomplishment Narrative	# Benefiting
2015		
2016	May 2017 - All easements secured for installation of Bus Stops July 2017 - Installation of Bus Stops is approved by Mayor and Council August 2017 - Change order is submitted for additional Bus Stop (total of 5 installed)	
2017	July 2017 -Final bus stop at new commercial location will be installed by September, 2018. This new construction commercial building, has worked with the City, County, and VRT for easement access. September 2018- Bus stop installed at Owyhee Elementary; final stop is at ICCU.	



U.S. Department of Housing and Urban Development
Office of Community Planning and Development
Integrated Disbursement and Information System
CDBG Activity Summary Report (GPR) for Program Year 2017
BOISE

Date: 05-Dec-2018
Time: 16:20
Page: 6

PGM Year: 2016
Project: 0019 - Boise City: Home Improvement Loan Program
IDIS Activity: 1085 - Multi-Family Home Improvement Project Delivery

Status: Completed 5/2/2018 12:00:00 AM
Location: 150 N Capitol Blvd Boise, ID 83702-5920
Objective: Create suitable living environments
Outcome: Affordability
Matrix Code: Rehabilitation Administration (14H) **National Objective:** LMH

Initial Funding Date: 01/19/2017

Description:

Financing

	Fund Type	Grant Year	Grant	Funded Amount	Drawn In Program Year	Drawn Thru Program Year
CDBG	RL			\$16,549.45	\$10,786.34	\$16,549.45
Total	Total			\$16,549.45	\$10,786.34	\$16,549.45

Proposed Accomplishments

Actual Accomplishments

Number assisted:

	Owner		Renter		Total		Person	
	Total	Hispanic	Total	Hispanic	Total	Hispanic	Total	Hispanic
White:	0	0	0	0	0	0		0
Black/African American:	0	0	0	0	0	0	0	0
Asian:	0	0	0	0	0	0	0	0
American Indian/Alaskan Native:	0	0	0	0	0	0	0	0
Native Hawaiian/Other Pacific Islander:	0	0	0	0	0	0	0	0
American Indian/Alaskan Native & White:	0	0	0	0	0	0	0	0
Asian White:	0	0	0	0	0	0	0	0
Black/African American & White:	0	0	0	0	0	0	0	0
American Indian/Alaskan Native & Black/African American:	0	0	0	0	0	0	0	0
Other multi-racial:	0	0	0	0	0	0	0	0
Asian/Pacific Islander:	0	0	0	0	0	0	0	0
Hispanic:	0	0	0	0	0	0	0	0
Total:	0	0	0	0	0	0	0	0

Female-headed Households:

0	0	0
---	---	---

Income Category:

Owner Renter Total Person



U.S. Department of Housing and Urban Development
Office of Community Planning and Development
Integrated Disbursement and Information System
CDBG Activity Summary Report (GPR) for Program Year 2017
BOISE

Date: 05-Dec-2018


Time: 16:20

Page: 7

Extremely Low	0	0	0	0
Low Mod	0	0	0	0
Moderate	0	0	0	0
Non Low Moderate	0	0	0	0
Total	0	0	0	0
Percent Low/Mod				

Annual Accomplishments

Years	Accomplishment Narrative	# Benefiting
2016	Project delivery for city-owned properties (Vista, Jefferson, Liberty, and Capitol Campus).	



U.S. Department of Housing and Urban Development
Office of Community Planning and Development
Integrated Disbursement and Information System
CDBG Activity Summary Report (GPR) for Program Year 2017
BOISE

Date: 05-Dec-2018
Time: 16:20
Page: 8

PGM Year: 2016
Project: 0009 - Boise Home Improvement Loan Program
IDIS Activity: 1097 - Multi Family Home Improvement #2

Status: Completed 2/16/2018 12:00:00 AM
Location: 2717 S Vista Ave Boise, ID 83705-7352
Objective: Provide decent affordable housing
Outcome: Affordability
Matrix Code: Rehab; Multi-Unit Residential (14B) **National Objective:** LMH

Initial Funding Date: 05/19/2017

Description:

This project will provide 11-units with energy efficiency improvements, safety repairs, and ensure affordability for rentals.

Financing

	Fund Type	Grant Year	Grant	Funded Amount	Drawn In Program Year	Drawn Thru Program Year
CDBG	EN	Pre-2015		\$155,746.55	\$0.00	\$0.00
		2014	B14MC160001		\$7,439.24	\$155,746.55
Total	Total			\$155,746.55	\$7,439.24	\$155,746.55


Proposed Accomplishments

Housing Units : 80

Actual Accomplishments

Number assisted:

	Owner		Renter		Total		Person	
	Total	Hispanic	Total	Hispanic	Total	Hispanic	Total	Hispanic
White:	0	0	67	7	67	7	0	0
Black/African American:	0	0	9	0	9	0	0	0
Asian:	0	0	0	0	0	0	0	0
American Indian/Alaskan Native:	0	0	0	0	0	0	0	0
Native Hawaiian/Other Pacific Islander:	0	0	0	0	0	0	0	0
American Indian/Alaskan Native & White:	0	0	1	0	1	0	0	0
Asian White:	0	0	0	0	0	0	0	0
Black/African American & White:	0	0	0	0	0	0	0	0
American Indian/Alaskan Native & Black/African American:	0	0	0	0	0	0	0	0
Other multi-racial:	0	0	0	0	0	0	0	0
Asian/Pacific Islander:	0	0	0	0	0	0	0	0
Hispanic:	0	0	0	0	0	0	0	0
Total:	0	0	77	7	77	7	0	0
Female-headed Households:	0		19		19			



U.S. Department of Housing and Urban Development
Office of Community Planning and Development
Integrated Disbursement and Information System
CDBG Activity Summary Report (GPR) for Program Year 2017
BOISE

Date: 05-Dec-2018

Time: 16:20


Page: 9

Income Category:

	Owner	Renter	Total	Person
Extremely Low	0	39	39	0
Low Mod	0	29	29	0
Moderate	0	7	7	0
Non Low Moderate	0	2	2	0
Total	0	77	77	0
Percent Low/Mod		97.4%	97.4%	

Annual Accomplishments

Years	Accomplishment Narrative	# Benefitting
2016	April 2017- Application received for improvements to 2717 S. Vista. An affordable rental housing project owned by the City of Boise. June 2017 - Scope of work to include electric panel replacement and PTAC (heating and cooling replacement). July 2017 - PTAC's are replaced. August 2017 - Electric panels to be replaced. Final invoice drawn in February 2018; work completed in August 2017.	



U.S. Department of Housing and Urban Development
 Office of Community Planning and Development
 Integrated Disbursement and Information System
 CDBG Activity Summary Report (GPR) for Program Year 2017
 BOISE

Date: 05-Dec-2018
 Time: 16:20
 Page: 10

PGM Year: 2016
Project: 0009 - Boise Home Improvement Loan Program
IDIS Activity: 1098 - Multi Family Home Improvement #3

Status: Completed 2/28/2018 12:00:00 AM
Location: 1025 S Capitol Blvd 1020 S. Lusk Street 1028 S. Lusk Street Boise, ID 83706-3000
Objective: Provide decent affordable housing
Outcome: Affordability
Matrix Code: Rehab; Multi-Unit Residential (14B) **National Objective:** LMH

Initial Funding Date: 05/19/2017

Description:

This project will provide 120-units with energy efficiency improvements, safety repairs, and ensure affordability for rentals.

Financing

	Fund Type	Grant Year	Grant	Funded Amount	Drawn In Program Year	Drawn Thru Program Year
CDBG	EN	Pre-2015		\$300,293.75	\$0.00	\$0.00
		2014	B14MC160001		\$58,152.23	\$300,293.75
		2015	B15MC160001	\$296,994.88	\$296,994.88	\$296,994.88
Total	Total			\$597,288.63	\$355,147.11	\$597,288.63


Proposed Accomplishments

Housing Units : 44

Actual Accomplishments

Number assisted:

	Owner		Renter		Total		Person	
	Total	Hispanic	Total	Hispanic	Total	Hispanic	Total	Hispanic
White:	0	0	83	8	83	8	0	0
Black/African American:	0	0	9	0	9	0	0	0
Asian:	0	0	0	0	0	0	0	0
American Indian/Alaskan Native:	0	0	1	0	1	0	0	0
Native Hawaiian/Other Pacific Islander:	0	0	1	0	1	0	0	0
American Indian/Alaskan Native & White:	0	0	0	0	0	0	0	0
Asian White:	0	0	1	0	1	0	0	0
Black/African American & White:	0	0	2	0	2	0	0	0
American Indian/Alaskan Native & Black/African American:	0	0	0	0	0	0	0	0
Other multi-racial:	0	0	2	0	2	0	0	0
Asian/Pacific Islander:	0	0	0	0	0	0	0	0
Hispanic:	0	0	0	0	0	0	0	0
Total:	0	0	99	8	99	8	0	0



U.S. Department of Housing and Urban Development
Office of Community Planning and Development
Integrated Disbursement and Information System
CDBG Activity Summary Report (GPR) for Program Year 2017
BOISE

Date: 05-Dec-2018
Time: 16:20
Page: 11


Female-headed Households: 0 16 16

Income Category:

	Owner	Renter	Total	Person
Extremely Low	0	76	76	0
Low Mod	0	14	14	0
Moderate	0	7	7	0
Non Low Moderate	0	1	1	0
Total	0	98	98	0
Percent Low/Mod		99.0%	99.0%	

Annual Accomplishments

Years	Accomplishment Narrative	# Benefiting
2016	April 2017 - Application received to complete improvements to affordable rental property owned and operated by the City of Boise. June 2017 - Scope of work to determined to include roof replacement, painting, and PTAC (heating and cooling) replacement. July 2017 - PTAC's replaced. August 2017 - Roof contract awarded.	
2017	October - November 2017: completed all remaining improvements which included the roof and exterior painting.	



U.S. Department of Housing and Urban Development
 Office of Community Planning and Development
 Integrated Disbursement and Information System
 CDBG Activity Summary Report (GPR) for Program Year 2017
 BOISE

Date: 05-Dec-2018
 Time: 16:20
 Page: 12

PGM Year: 2016
Project: 0012 - Improve Neighborhood Livability
IDIS Activity: 1103 - Canal Street Sidewalk

Status: Completed 12/29/2017 12:00:00 AM
Location: ,

Objective:
Outcome:
Matrix Code: Planning (20) **National Objective:**

Initial Funding Date: 08/18/2017

Description:

This project will add sidewalks from the corner of VistaCanal down Canal Street to Shoshone Park. Currently, there is not a safe route to the park. Part of the feasibility identified that the property located at 2728 W. Canal would need a storm drain installed to eliminate waste water from draining into the street. This will be added as part of the project. Ultimately, due to the storm drain issue, and property owner of an adjacent parcel, it was determined that this project is not feasible at this time.

Financing

	Fund Type	Grant Year	Grant	Funded Amount	Drawn In Program Year	Drawn Thru Program Year
CDBG	EN	2016	B16MC160001	\$15,780.53	\$0.00	\$15,780.53
Total	Total			\$15,780.53	\$0.00	\$15,780.53

Proposed Accomplishments

Actual Accomplishments

Number assisted:

	Owner		Renter		Total		Person	
	Total	Hispanic	Total	Hispanic	Total	Hispanic	Total	Hispanic
White:					0	0		
Black/African American:					0	0		
Asian:					0	0		
American Indian/Alaskan Native:					0	0		
Native Hawaiian/Other Pacific Islander:					0	0		
American Indian/Alaskan Native & White:					0	0		
Asian White:					0	0		
Black/African American & White:					0	0		
American Indian/Alaskan Native & Black/African American:					0	0		
Other multi-racial:					0	0		
Asian/Pacific Islander:					0	0		
Hispanic:					0	0		
Total:	0	0	0	0	0	0	0	0



U.S. Department of Housing and Urban Development
Office of Community Planning and Development
Integrated Disbursement and Information System
CDBG Activity Summary Report (GPR) for Program Year 2017
BOISE

Date: 05-Dec-2018

Time: 16:20

Page: 13

Female-headed Households:


0

Income Category:

	Owner	Renter	Total	Person
Extremely Low			0	
Low Mod			0	
Moderate			0	
Non Low Moderate			0	
Total	0	0	0	0
Percent Low/Mod				

Annual Accomplishments

No data returned for this view. This might be because the applied filter excludes all data.



U.S. Department of Housing and Urban Development
 Office of Community Planning and Development
 Integrated Disbursement and Information System
 CDBG Activity Summary Report (GPR) for Program Year 2017
 BOISE

Date: 05-Dec-2018
 Time: 16:20
 Page: 14

PGM Year: 2017
Project: 0015 - Boise City: Home Improvement Loan Program
IDIS Activity: 1105 - Home Improvement #1

Status: Completed 6/21/2018 12:00:00 AM
Location: 8209 W Marcum St Boise, ID 83704-5731
Objective: Create suitable living environments
Outcome: Affordability
Matrix Code: Rehab; Single-Unit Residential (14A) **National Objective:** LMH

Initial Funding Date: 10/12/2017

Description:

Program will provide income eligible households with improvements for energy efficiency, ADA, and healthsafety issues.

Financing

	Fund Type	Grant Year	Grant	Funded Amount	Drawn In Program Year	Drawn Thru Program Year
CDBG	RL			\$120,000.00	\$120,000.00	\$120,000.00
Total	Total			\$120,000.00	\$120,000.00	\$120,000.00


Proposed Accomplishments

Housing Units : 1

Actual Accomplishments

Number assisted:

	Owner		Renter		Total		Person	
	Total	Hispanic	Total	Hispanic	Total	Hispanic	Total	Hispanic
White:	1	0	0	0	1	0	0	0
Black/African American:	0	0	0	0	0	0	0	0
Asian:	0	0	0	0	0	0	0	0
American Indian/Alaskan Native:	0	0	0	0	0	0	0	0
Native Hawaiian/Other Pacific Islander:	0	0	0	0	0	0	0	0
American Indian/Alaskan Native & White:	0	0	0	0	0	0	0	0
Asian White:	0	0	0	0	0	0	0	0
Black/African American & White:	0	0	0	0	0	0	0	0
American Indian/Alaskan Native & Black/African American:	0	0	0	0	0	0	0	0
Other multi-racial:	0	0	0	0	0	0	0	0
Asian/Pacific Islander:	0	0	0	0	0	0	0	0
Hispanic:	0	0	0	0	0	0	0	0
Total:	1	0	0	0	1	0	0	0
Female-headed Households:	0		0		0			



U.S. Department of Housing and Urban Development
Office of Community Planning and Development
Integrated Disbursement and Information System
CDBG Activity Summary Report (GPR) for Program Year 2017
BOISE

Date: 05-Dec-2018

Time: 16:20

Page: 15

Income Category:

	Owner	Renter	Total	Person
Extremely Low	0	0	0	0
Low Mod	0	0	0	0
Moderate	1	0	1	0
Non Low Moderate	0	0	0	0
Total	1	0	1	0
Percent Low/Mod	100.0%		100.0%	

Annual Accomplishments

Years	Accomplishment Narrative	# Benefitting
2017	7/17/2017 - loan application submitted; determining scope and review of environmental 10/12/2017 - Loan closing; docs being signed. 10/17/2017 - Wire transfer Nov- January: construction is completed. May 2018: Final draw.	



U.S. Department of Housing and Urban Development
 Office of Community Planning and Development
 Integrated Disbursement and Information System
 CDBG Activity Summary Report (GPR) for Program Year 2017
 BOISE

Date: 05-Dec-2018
 Time: 16:20
 Page: 16

PGM Year: 2017
Project: 0016 - Program Administration- CDBG
IDIS Activity: 1107 - CDBG Program Administration

Status: Completed 9/30/2018 12:00:00 AM
Location: ,

Objective:
Outcome:
Matrix Code: General Program Administration (21A) **National Objective:**

Initial Funding Date: 01/16/2018

Description:

Financing

	Fund Type	Grant Year	Grant	Funded Amount	Drawn In Program Year	Drawn Thru Program Year
CDBG	EN	Pre-2015		\$1,105.75	\$0.00	\$0.00
		2014	B14MC160001		\$1,105.75	\$1,105.75
		2017	B17MC160001	\$211,228.26	\$211,228.26	\$211,228.26
	PI		\$6,657.57	\$6,657.57	\$6,657.57	
Total	Total			\$218,991.58	\$218,991.58	\$218,991.58

Proposed Accomplishments

Actual Accomplishments

Number assisted:

	Owner		Renter		Total		Person	
	Total	Hispanic	Total	Hispanic	Total	Hispanic	Total	Hispanic
White:					0	0		
Black/African American:					0	0		
Asian:					0	0		
American Indian/Alaskan Native:					0	0		
Native Hawaiian/Other Pacific Islander:					0	0		
American Indian/Alaskan Native & White:					0	0		
Asian White:					0	0		
Black/African American & White:					0	0		
American Indian/Alaskan Native & Black/African American:					0	0		
Other multi-racial:					0	0		
Asian/Pacific Islander:					0	0		
Hispanic:					0	0		
Total:	0	0	0	0	0	0	0	0



U.S. Department of Housing and Urban Development
Office of Community Planning and Development
Integrated Disbursement and Information System
CDBG Activity Summary Report (GPR) for Program Year 2017
BOISE

Date: 05-Dec-2018

Time: 16:20

Page: 17

Female-headed Households:


0

Income Category:

	Owner	Renter	Total	Person
Extremely Low			0	
Low Mod			0	
Moderate			0	
Non Low Moderate			0	
Total	0	0	0	0
Percent Low/Mod				

Annual Accomplishments

No data returned for this view. This might be because the applied filter excludes all data.



U.S. Department of Housing and Urban Development
Office of Community Planning and Development
Integrated Disbursement and Information System
CDBG Activity Summary Report (GPR) for Program Year 2017
BOISE

Date: 05-Dec-2018
Time: 16:20
Page: 18

PGM Year: 2017
Project: 0021 - Boise City: Home Improvement Loan Program
IDIS Activity: 1108 - Home Improvement Project Delivery

Status: Completed 9/30/2018 12:00:00 AM
Location: 150 N Capitol Blvd 150 N Capitol Boulevard Boise, ID 83702-5920
Objective: Provide decent affordable housing
Outcome: Affordability
Matrix Code: Rehabilitation Administration (14H) **National Objective:** LMH

Initial Funding Date: 11/21/2017

Description:

Financing

	Fund Type	Grant Year	Grant	Funded Amount	Drawn In Program Year	Drawn Thru Program Year
CDBG	RL			\$279,604.74	\$279,604.74	\$279,604.74
Total	Total			\$279,604.74	\$279,604.74	\$279,604.74

Proposed Accomplishments

Actual Accomplishments

Number assisted:

	Owner		Renter		Total		Person	
	Total	Hispanic	Total	Hispanic	Total	Hispanic	Total	Hispanic
White:	0	0	0	0	0	0	0	0
Black/African American:	0	0	0	0	0	0	0	0
Asian:	0	0	0	0	0	0	0	0
American Indian/Alaskan Native:	0	0	0	0	0	0	0	0
Native Hawaiian/Other Pacific Islander:	0	0	0	0	0	0	0	0
American Indian/Alaskan Native & White:	0	0	0	0	0	0	0	0
Asian White:	0	0	0	0	0	0	0	0
Black/African American & White:	0	0	0	0	0	0	0	0
American Indian/Alaskan Native & Black/African American:	0	0	0	0	0	0	0	0
Other multi-racial:	0	0	0	0	0	0	0	0
Asian/Pacific Islander:	0	0	0	0	0	0	0	0
Hispanic:	0	0	0	0	0	0	0	0
Total:	0	0	0	0	0	0	0	0

Female-headed Households:

0 0 0 0 0 0

Income Category:

Owner Renter Total Person



U.S. Department of Housing and Urban Development
Office of Community Planning and Development
Integrated Disbursement and Information System
CDBG Activity Summary Report (GPR) for Program Year 2017
BOISE

Date: 05-Dec-2018


Time: 16:20

Page: 19

Extremely Low	0	0	0	0
Low Mod	0	0	0	0
Moderate	0	0	0	0
Non Low Moderate	0	0	0	0
Total	0	0	0	0
Percent Low/Mod				

Annual Accomplishments

No data returned for this view. This might be because the applied filter excludes all data.



U.S. Department of Housing and Urban Development
 Office of Community Planning and Development
 Integrated Disbursement and Information System
 CDBG Activity Summary Report (GPR) for Program Year 2017
 BOISE

Date: 05-Dec-2018
 Time: 16:20
 Page: 20

PGM Year: 2017
Project: 0018 - Case Management and Education Classes
IDIS Activity: 1109 - Salvation Army Case Management and Group Education

Status: Completed 9/30/2018 12:00:00 AM
Location: 4308 W State St Boise, ID 83703-4443
Objective: Create economic opportunities
Outcome: Availability/accessibility
Matrix Code: Other Public Services Not Listed in 05A-05Y, 03T (05Z)
National Objective: LMC

Initial Funding Date: 01/16/2018

Description:
 The Salvation Army's Case Management and Education Classes provide in-depth case management to up to 20 households living in our Finally Home program. Finally Home provides housing for individuals and families with children. As a "Transition in Place" program, families are quickly connected with a permanent home in affordable units t

Financing

	Fund Type	Grant Year	Grant	Funded Amount	Drawn In Program Year	Drawn Thru Program Year
CDBG	EN	2017	B17MC160001	\$33,000.00	\$33,000.00	\$33,000.00
Total	Total			\$33,000.00	\$33,000.00	\$33,000.00

Proposed Accomplishments

People (General) : 65

Actual Accomplishments

Number assisted:

	Owner		Renter		Total		Person	
	Total	Hispanic	Total	Hispanic	Total	Hispanic	Total	Hispanic
White:	0	0	0	0	0	0	88	21
Black/African American:	0	0	0	0	0	0	6	0
Asian:	0	0	0	0	0	0	0	0
American Indian/Alaskan Native:	0	0	0	0	0	0	7	0
Native Hawaiian/Other Pacific Islander:	0	0	0	0	0	0	14	0
American Indian/Alaskan Native & White:	0	0	0	0	0	0	0	0
Asian White:	0	0	0	0	0	0	1	0
Black/African American & White:	0	0	0	0	0	0	0	0
American Indian/Alaskan Native & Black/African American:	0	0	0	0	0	0	0	0
Other multi-racial:	0	0	0	0	0	0	0	0
Asian/Pacific Islander:	0	0	0	0	0	0	0	0
Hispanic:	0	0	0	0	0	0	0	0
Total:	0	0	0	0	0	0	116	21



U.S. Department of Housing and Urban Development
 Office of Community Planning and Development
 Integrated Disbursement and Information System
 CDBG Activity Summary Report (GPR) for Program Year 2017
 BOISE

Date: 05-Dec-2018
 Time: 16:20
 Page: 21

Female-headed Households: 0 0 0

Income Category:

	Owner	Renter	Total	Person
Extremely Low	0	0	0	103
Low Mod	0	0	0	9
Moderate	0	0	0	4
Non Low Moderate	0	0	0	0
Total	0	0	0	116
Percent Low/Mod				100.0%

Annual Accomplishments

Years	Accomplishment Narrative	# Benefitting
2017	October - January: 82 Beneficiaries Served; 9 disabled; 40 female head of household; 1 elderly February 2018: 4 Beneficiaries Served; 0 disabled; 4 female head of household; 0 Elderly March 2018: 0 Beneficiaries Served April and May 2018: 10 beneficiaries Served; 2 disabled; 6 head of household; 0 elderly June, July, and August 2018: 14 beneficiaries; 9 disabled; 11 females head of household; 9 elderly September 2018: 4 beneficiaries; 1 disabled; 4 females head of household; 1 elderly	



U.S. Department of Housing and Urban Development
 Office of Community Planning and Development
 Integrated Disbursement and Information System
 CDBG Activity Summary Report (GPR) for Program Year 2017
 BOISE

Date: 05-Dec-2018
 Time: 16:20
 Page: 22

PGM Year: 2017
Project: 0017 - Critical Counseling for Victims of Domestic and/or Sexual Violence
IDIS Activity: 1110 - Women's and Children's Alliance Counseling

Status: Completed 9/30/2018 12:00:00 AM
Location: 720 W Washington St Boise, ID 83702-5535

Objective: Create economic opportunities
Outcome: Availability/accessibility
Matrix Code: Services for victims of domestic violence, dating violence, sexual assault or stalking (05G) **National Objective:** LMC

Initial Funding Date: 01/16/2018

Description:

Individual and group counseling to victims of domestic violence and/or sexual assault. Adults and children seeking counseling services and continuing to live within the community, will contact be referred to the WCA's trauma focused, client-centered program. Individuals will be put on the counseling wait-list. Program support groups will be facilitated weekly. Estimated cost per person is \$484.62.

Financing

	Fund Type	Grant Year	Grant	Funded Amount	Drawn In Program Year	Drawn Thru Program Year
CDBG	EN	2017	B17MC160001	\$63,000.00	\$63,000.00	\$63,000.00
Total	Total			\$63,000.00	\$63,000.00	\$63,000.00


Proposed Accomplishments

People (General) : 130

Actual Accomplishments

Number assisted:

	Owner		Renter		Total		Person	
	Total	Hispanic	Total	Hispanic	Total	Hispanic	Total	Hispanic
White:	0	0	0	0	0	0	113	8
Black/African American:	0	0	0	0	0	0	2	0
Asian:	0	0	0	0	0	0	1	0
American Indian/Alaskan Native:	0	0	0	0	0	0	2	0
Native Hawaiian/Other Pacific Islander:	0	0	0	0	0	0	5	0
American Indian/Alaskan Native & White:	0	0	0	0	0	0	4	0
Asian White:	0	0	0	0	0	0	0	0
Black/African American & White:	0	0	0	0	0	0	7	0
American Indian/Alaskan Native & Black/African American:	0	0	0	0	0	0	0	0
Other multi-racial:	0	0	0	0	0	0	9	7
Asian/Pacific Islander:	0	0	0	0	0	0	0	0
Hispanic:	0	0	0	0	0	0	0	0



U.S. Department of Housing and Urban Development
 Office of Community Planning and Development
 Integrated Disbursement and Information System
 CDBG Activity Summary Report (GPR) for Program Year 2017
 BOISE

Date: 05-Dec-2018
 Time: 16:20
 Page: 23

Total: 0 0 0 0 0 0 143 15

Female-headed Households: 0 0 0 0

Income Category:

	Owner	Renter	Total	Person
Extremely Low	0	0	0	88
Low Mod	0	0	0	23
Moderate	0	0	0	13
Non Low Moderate	0	0	0	19
Total	0	0	0	143
Percent Low/Mod	86.7%			

Annual Accomplishments

Years	Accomplishment Narrative	# Benefitting
2017	October - February: 75 beneficiaries served; 8 disabled; 36 female head of household; 1 elderly March 2018: 17 beneficiaries served; 5 disabled; 8 head of household; 0 elderly April and May 2018: 14 beneficiaries served; 8 disabled; 6 head of household; 0 elderly June, July, and August 2018: 27 beneficiaries served; 8 head of household; 6 disabled; 1 elderly; September 2018: 10 beneficiaries served; 5 female head of household; 3 disabled; 1 elderly	



U.S. Department of Housing and Urban Development
 Office of Community Planning and Development
 Integrated Disbursement and Information System
 CDBG Activity Summary Report (GPR) for Program Year 2017
 BOISE

Date: 05-Dec-2018
 Time: 16:20
 Page: 24

PGM Year: 2017
Project: 0010 - Emergency Rental and Mercy Assistance
IDIS Activity: 1111 - Jesse Tree ERMA

Status: Completed 9/30/2018 12:00:00 AM
Location: 1121 W Miller St Boise, ID 83702-6920
Objective: Create economic opportunities
Outcome: Availability/accessibility
Matrix Code: Subsistence Payment (05Q) **National Objective:** LMC

Initial Funding Date: 01/16/2018

Description:

One time support for rental arrears to income eligible households to prevent homelessness.
 Clients must demonstrate their need is short-term and emergency in nature.
 Clients must provide documentation of income, and show a history of 3 months of consecutive non-delinquent rent payment.
 Case management is provided to help develop a realistic monthly budget and identify strategies to improve financial well-being.
 The maximum allowed per household is \$1000.

Financing

	Fund Type	Grant Year	Grant	Funded Amount	Drawn In Program Year	Drawn Thru Program Year
CDBG	EN	2017	B17MC160001	\$38,181.38	\$38,181.38	\$38,181.38
Total	Total			\$38,181.38	\$38,181.38	\$38,181.38


Proposed Accomplishments

People (General) : 235

Actual Accomplishments

Number assisted:

	Owner		Renter		Total		Person	
	Total	Hispanic	Total	Hispanic	Total	Hispanic	Total	Hispanic
White:	0	0	0	0	0	0	119	25
Black/African American:	0	0	0	0	0	0	1	0
Asian:	0	0	0	0	0	0	0	0
American Indian/Alaskan Native:	0	0	0	0	0	0	2	2
Native Hawaiian/Other Pacific Islander:	0	0	0	0	0	0	8	0
American Indian/Alaskan Native & White:	0	0	0	0	0	0	2	0
Asian White:	0	0	0	0	0	0	0	0
Black/African American & White:	0	0	0	0	0	0	0	0
American Indian/Alaskan Native & Black/African American:	0	0	0	0	0	0	0	0
Other multi-racial:	0	0	0	0	0	0	0	0
Asian/Pacific Islander:	0	0	0	0	0	0	0	0
Hispanic:	0	0	0	0	0	0	0	0



U.S. Department of Housing and Urban Development
 Office of Community Planning and Development
 Integrated Disbursement and Information System
 CDBG Activity Summary Report (GPR) for Program Year 2017
 BOISE

Date: 05-Dec-2018
 Time: 16:20
 Page: 25

Total: 0 0 0 0 0 0 132 27

Female-headed Households: 0 0 0 0

Income Category:

	Owner	Renter	Total	Person
Extremely Low	0	0	0	20
Low Mod	0	0	0	44
Moderate	0	0	0	68
Non Low Moderate	0	0	0	0
Total	0	0	0	132
Percent Low/Mod	100.0%			

Annual Accomplishments

Years	Accomplishment Narrative	# Benefitting
-------	--------------------------	---------------

2017	<p>October - February: 78 beneficiaries served; 6 disability; 15 female head of household; 2 elderly March 2018 - 12 beneficiaries served; 1 disabled; 3 female head of household; 0 elderly April and May 2018 - 10 beneficiaries served; 1 disabled; 2 female head of household; 0 elderly June, July, and August 2018: 24 beneficiaries served; 0 disabled; 4 females head of household; 0 elderly September 2018: 8 beneficiaries served; 4 female head of household; 3 disabled; and 0 elderly.</p>	
------	--	--

The agency fell short of their intended 235 beneficiaries. The agency provided the following reasons for the lower number of beneficiaries:

1. The Jesse Tree anticipated serving more individuals based on estimated household size. In the case of the program year, the Jesse Tree served 46 households with CDBG funds, in line with the organization's projected 50, but the households were much smaller than anticipated. Indeed, the Jesse Tree served as a source of major support for single individuals, at a time in which few other organizations do so. This was not anticipated at the time of the initial application.
2. Due to rising rental prices in the community and Jesse Tree receiving information detailing limiting how much the organization paid out per client was a barrier to self-sufficiency, CDBG funds assisted fewer individuals but assisted those individuals more fully. Jesse Tree's average payout calculated by household at 46/38,181.38=\$830.03, close to being inline with the FMR for a two-bedroom apartment of \$866. Yet, few apartments even fit the fair market rate set by HUD for Boise. To assist 250 individuals with CDBG funding the organization would have had to limit the amount paid out per household. This would have been detrimental to households and individuals assisted by the program.
3. The Jesse Tree put greater emphasis on utilizing scarce ESG funds to assist the most vulnerable in the community. In the past, the Jesse Tree has not drawn down ESG funds in Ada County appropriately and instead emphasized using CDBG funds. For PY 2017/2018, the organization did not do so and instead used ESG funds ability to assist clients who owed late fees (something CDBG does not allow as an eligible expense).



U.S. Department of Housing and Urban Development
 Office of Community Planning and Development
 Integrated Disbursement and Information System
 CDBG Activity Summary Report (GPR) for Program Year 2017
 BOISE

Date: 05-Dec-2018
 Time: 16:20
 Page: 26

PGM Year: 2017
Project: 0009 - Giraffe Laugh Early Learning
IDIS Activity: 1112 - Early Learning ChildCare Scholarships

Status: Completed 9/30/2018 12:00:00 AM **Objective:** Create economic opportunities
Location: 1617 N 24th St Boise, ID 83702-0417 **Outcome:** Availability/accessibility
Matrix Code: Child Care Services (05L) **National Objective:** LMC

Initial Funding Date: 01/16/2018

Description:

Giraffe Laugh provides early childhood education to 200 Treasure Valley children daily by ensuring school readiness, empowering families and building strong futures. Giraffe Laugh will provide at minimum 102 scholarships to low-income children ages 0-12 who would not have access to quality early care and education or school age programs that build strong futures. There are four (4) centers that care for children and one is the Marian Pritchett High School campus for pregnant and parenting teens. That campus converts to a summer program for children 5-12 from June to August. We will provide access for children and their families. Parents receive parenting advice and education and access to food pantries located at each site to remove hunger as a barrier to proper growth or success. Access to extra-curricular activities, swim lessons, field trips, ballet lessons and more are provided for a well-rounded entry to kindergarten. The annual per household cost is \$303.92 or \$25.33 per month.

Financing

	Fund Type	Grant Year	Grant	Funded Amount	Drawn In Program Year	Drawn Thru Program Year
CDBG	EN	2017	B17MC160001	\$31,000.00	\$31,000.00	\$31,000.00
Total	Total			\$31,000.00	\$31,000.00	\$31,000.00


Proposed Accomplishments

People (General) : 102

Actual Accomplishments

Number assisted:

	Owner		Renter		Total		Person	
	Total	Hispanic	Total	Hispanic	Total	Hispanic	Total	Hispanic
White:	0	0	0	0	0	0	73	17
Black/African American:	0	0	0	0	0	0	4	0
Asian:	0	0	0	0	0	0	3	0
American Indian/Alaskan Native:	0	0	0	0	0	0	1	0
Native Hawaiian/Other Pacific Islander:	0	0	0	0	0	0	0	0
American Indian/Alaskan Native & White:	0	0	0	0	0	0	0	0
Asian White:	0	0	0	0	0	0	0	0
Black/African American & White:	0	0	0	0	0	0	1	0
American Indian/Alaskan Native & Black/African American:	0	0	0	0	0	0	0	0
Other multi-racial:	0	0	0	0	0	0	14	13



U.S. Department of Housing and Urban Development
 Office of Community Planning and Development
 Integrated Disbursement and Information System
 CDBG Activity Summary Report (GPR) for Program Year 2017
 BOISE

Date: 05-Dec-2018
 Time: 16:20
 Page: 27

Asian/Pacific Islander:	0	0	0	0	0	0	0	0
Hispanic:	0	0	0	0	0	0	0	0
Total:	0	0	0	0	0	0	96	30
Female-headed Households:	0		0		0			

Income Category:

	Owner	Renter	Total	Person
Extremely Low	0	0	0	72
Low Mod	0	0	0	7
Moderate	0	0	0	17
Non Low Moderate	0	0	0	0
Total	0	0	0	96
Percent Low/Mod				100.0%

Annual Accomplishments

Years	Accomplishment Narrative	# Benefitting
2017	October to February 2018: 62 beneficiaries served; 43 female head of household; 5 disabled; and 0 elderly March 2018: 5 beneficiaries served; 5 female head of household; 1 disabled; and 0 elderly April and May 2018: 9 beneficiaries served; 2 female of household; 5 disabled; and 0 elderly June, July, and August 2018: 18 beneficiaries served; 13 female head of household; 5 disabled; and 0 elderly September 2018: 2 beneficiaries served; 1 female head of household; 0 disabled; and 0 elderly.	



U.S. Department of Housing and Urban Development
 Office of Community Planning and Development
 Integrated Disbursement and Information System
 CDBG Activity Summary Report (GPR) for Program Year 2017
 BOISE

Date: 05-Dec-2018
 Time: 16:20
 Page: 28

PGM Year: 2017
Project: 0008 - Terry Reilly Boise Clinic (Medical care)
IDIS Activity: 1113 - Terry Reilly Boise Clinic

Status: Completed 9/30/2018 12:00:00 AM
Location: 300 S 23rd St Boise, ID 83702-9100
Objective: Create suitable living environments
Outcome: Availability/accessibility
Matrix Code: Health Services (05M) **National Objective:** LMC

Initial Funding Date: 01/16/2018

Description:

Terry Reilly supports patient centered integrated primary and behavioral health care services for very low and low income persons with an emphasis on the local homeless population. The services to be provided by this request include ACT-type case management, an integrated delivery of comprehensive medical and behavioral health treatment and wrap-around support. Services will be targeted to the homeless population in Boise with an emphasis on the chronically homeless with co-occurring substance use disorders and mental health disorders. This project will work with the launch of the Boise CityAda County Coordinated Entry system to prioritize eligible participants. Through this system, a coordinated outreach plan with agencies across the county will be utilized to identify, access and enroll chronically homeless individuals. The cost per person is estimated to be \$18.91.

Financing

	Fund Type	Grant Year	Grant	Funded Amount	Drawn In Program Year	Drawn Thru Program Year
CDBG	EN	2017	B17MC160001	\$83,124.00	\$83,124.00	\$83,124.00
Total	Total			\$83,124.00	\$83,124.00	\$83,124.00


Proposed Accomplishments

People (General) : 4,400

Actual Accomplishments

Number assisted:

	Owner		Renter		Total		Person	
	Total	Hispanic	Total	Hispanic	Total	Hispanic	Total	Hispanic
White:	0	0	0	0	0	0	5,815	542
Black/African American:	0	0	0	0	0	0	191	10
Asian:	0	0	0	0	0	0	94	2
American Indian/Alaskan Native:	0	0	0	0	0	0	2	0
Native Hawaiian/Other Pacific Islander:	0	0	0	0	0	0	17	0
American Indian/Alaskan Native & White:	0	0	0	0	0	0	20	2
Asian White:	0	0	0	0	0	0	1	0
Black/African American & White:	0	0	0	0	0	0	2	1
American Indian/Alaskan Native & Black/African American:	0	0	0	0	0	0	0	0
Other multi-racial:	0	0	0	0	0	0	822	518
Asian/Pacific Islander:	0	0	0	0	0	0	0	0



U.S. Department of Housing and Urban Development
 Office of Community Planning and Development
 Integrated Disbursement and Information System
 CDBG Activity Summary Report (GPR) for Program Year 2017
 BOISE

Date: 05-Dec-2018
 Time: 16:20
 Page: 29

Hispanic:	0	0	0	0	0	0	0	0
Total:	0	0	0	0	0	0	6,964	1,075

Female-headed Households:	0	0	0
<i>Income Category:</i>			
	Owner	Renter	Total
Extremely Low	0	0	0
Low Mod	0	0	0
Moderate	0	0	0
Non Low Moderate	0	0	0
Total	0	0	0
Percent Low/Mod	97.3%		

Annual Accomplishments

Years	Accomplishment Narrative	# Benefitting
2017	1/9/2017 - Contract fully executed October - February: 3978 beneficiaries served; 937 disabled; 292 female head of household; 348 elderly March 2018 - 480 beneficiaries served; 97 disabled; 38 female head of household; 27 elderly April and May 2018 - 911 beneficiaries served; 131 disabled; 50 female head of household; 56 elderly June, July, and August 2018 - 1284 beneficiaries served; 216 disabled; 88 female head of household; 67 elderly September 2018: 311 beneficiaries served; 17 female head of household; 60 disabled; 20 elderly	



U.S. Department of Housing and Urban Development
 Office of Community Planning and Development
 Integrated Disbursement and Information System
 CDBG Activity Summary Report (GPR) for Program Year 2017
 BOISE

Date: 05-Dec-2018
 Time: 16:20
 Page: 30

PGM Year: 2017
Project: 0014 - Affordable Homeownership
IDIS Activity: 1115 - Homeownership Loan Program Project Delivery

Status: Completed 9/30/2018 12:00:00 AM
Location: 150 N Capitol Blvd 150 N Capitol Boulevard Boise, ID 83702-5920

Objective: Provide decent affordable housing
Outcome: Affordability
Matrix Code: Housing Services - Excluding Housing Counseling, under 24 CFR 5.100 (14J)
National Objective: LMH

Initial Funding Date: 11/21/2017

Description:

Administrative and other direct project costs associated with the operation of the City's Homeownership Loan Program.

Financing


	Fund Type	Grant Year	Grant	Funded Amount	Drawn In Program Year	Drawn Thru Program Year
CDBG	PI			\$4,923.43	\$4,923.43	\$4,923.43
	RL			\$82,988.48	\$82,988.48	\$82,988.48
Total	Total			\$87,911.91	\$87,911.91	\$87,911.91

Proposed Accomplishments

Actual Accomplishments

Number assisted:

	Owner		Renter		Total		Person	
	Total	Hispanic	Total	Hispanic	Total	Hispanic	Total	Hispanic
White:	0	0	0	0	0	0	0	0
Black/African American:	0	0	0	0	0	0	0	0
Asian:	0	0	0	0	0	0	0	0
American Indian/Alaskan Native:	0	0	0	0	0	0	0	0
Native Hawaiian/Other Pacific Islander:	0	0	0	0	0	0	0	0
American Indian/Alaskan Native & White:	0	0	0	0	0	0	0	0
Asian White:	0	0	0	0	0	0	0	0
Black/African American & White:	0	0	0	0	0	0	0	0
American Indian/Alaskan Native & Black/African American:	0	0	0	0	0	0	0	0
Other multi-racial:	0	0	0	0	0	0	0	0
Asian/Pacific Islander:	0	0	0	0	0	0	0	0
Hispanic:	0	0	0	0	0	0	0	0
Total:	0	0	0	0	0	0	0	0
Female-headed Households:	0		0		0			



U.S. Department of Housing and Urban Development
Office of Community Planning and Development
Integrated Disbursement and Information System
CDBG Activity Summary Report (GPR) for Program Year 2017
BOISE

Date: 05-Dec-2018

Time: 16:20


Page: 31

Income Category:

	Owner	Renter	Total	Person
Extremely Low	0	0	0	0
Low Mod	0	0	0	0
Moderate	0	0	0	0
Non Low Moderate	0	0	0	0
Total	0	0	0	0
Percent Low/Mod				

Annual Accomplishments

Years	Accomplishment Narrative	# Benefitting
2017	Homeownership administration for loan servicing personnel, loan servicing software, loan origination personnel, and new homeownership loans for the following activity numbers: 1120 & 1122.	



U.S. Department of Housing and Urban Development
 Office of Community Planning and Development
 Integrated Disbursement and Information System
 CDBG Activity Summary Report (GPR) for Program Year 2017
 BOISE

Date: 05-Dec-2018
 Time: 16:20
 Page: 32

PGM Year: 2017
Project: 0015 - Boise City: Home Improvement Loan Program
IDIS Activity: 1116 - Home Improvement #2

Status: Completed 3/1/2018 12:00:00 AM
Location: 10721 W Crusier Dr Boise, ID 83709-0210
Objective: Provide decent affordable housing
Outcome: Affordability
Matrix Code: Rehab; Single-Unit Residential (14A) **National Objective:** LMH

Initial Funding Date: 02/26/2018

Description:

Program will provide income eligible households with improvements for energy efficiency, ADA, and healthsafety issues.

Financing

	Fund Type	Grant Year	Grant	Funded Amount	Drawn In Program Year	Drawn Thru Program Year
CDBG	RL			\$6,990.00	\$6,990.00	\$6,990.00
Total	Total			\$6,990.00	\$6,990.00	\$6,990.00


Proposed Accomplishments

Housing Units : 1

Actual Accomplishments

Number assisted:

	Owner		Renter		Total		Person	
	Total	Hispanic	Total	Hispanic	Total	Hispanic	Total	Hispanic
White:	1	0	0	0	1	0	0	0
Black/African American:	0	0	0	0	0	0	0	0
Asian:	0	0	0	0	0	0	0	0
American Indian/Alaskan Native:	0	0	0	0	0	0	0	0
Native Hawaiian/Other Pacific Islander:	0	0	0	0	0	0	0	0
American Indian/Alaskan Native & White:	0	0	0	0	0	0	0	0
Asian White:	0	0	0	0	0	0	0	0
Black/African American & White:	0	0	0	0	0	0	0	0
American Indian/Alaskan Native & Black/African American:	0	0	0	0	0	0	0	0
Other multi-racial:	0	0	0	0	0	0	0	0
Asian/Pacific Islander:	0	0	0	0	0	0	0	0
Hispanic:	0	0	0	0	0	0	0	0
Total:	1	0	0	0	1	0	0	0
Female-headed Households:	0		0		0			



U.S. Department of Housing and Urban Development
Office of Community Planning and Development
Integrated Disbursement and Information System
CDBG Activity Summary Report (GPR) for Program Year 2017
BOISE

Date: 05-Dec-2018

Time: 16:20

Page: 33

Income Category:

	Owner	Renter	Total	Person
Extremely Low	1	0	1	0
Low Mod	0	0	0	0
Moderate	0	0	0	0
Non Low Moderate	0	0	0	0
Total	1	0	1	0
Percent Low/Mod	100.0%		100.0%	

Annual Accomplishments

Years	Accomplishment Narrative	# Benefitting
2017	January 12, 2018 - Roof is completed.	



U.S. Department of Housing and Urban Development
 Office of Community Planning and Development
 Integrated Disbursement and Information System
 CDBG Activity Summary Report (GPR) for Program Year 2017
 BOISE

Date: 05-Dec-2018
 Time: 16:20
 Page: 34

PGM Year: 2017
Project: 0013 - Affordable Rental Housing - CDBG
IDIS Activity: 1118 - Multi Family Remodel Improvement - Vista

Status: Open
Location: 2717 S Vista Ave Boise, ID 83705-7352
Objective: Provide decent affordable housing
Outcome: Affordability
Matrix Code: Rehab; Multi-Unit Residential (14B) **National Objective:** LMH

Initial Funding Date: 03/21/2018

Description:

This project will provide up to 20-units (per year) with renovated interiors - new dry wall, cabinets, energy efficient fixtures, flooring, and windows. 10-units that are currently vacant will be the start of the project in 2017.

Financing

	Fund Type	Grant Year	Grant	Funded Amount	Drawn In Program Year	Drawn Thru Program Year
CDBG	EN	Pre-2015		\$457,776.56	\$0.00	\$0.00
		2014	B14MC160001		\$73,199.27	\$73,199.27
		2015	B15MC160001	\$1,427.00	\$0.00	\$0.00
		2016	B16MC160001	\$28,970.72	\$0.00	\$0.00
		2017	B17MC160001	\$583,622.00	\$303,749.84	\$303,749.84
Total	Total			\$1,071,796.28	\$376,949.11	\$376,949.11


Proposed Accomplishments

Housing Units : 15

Actual Accomplishments

Number assisted:

	Owner		Renter		Total		Person	
	Total	Hispanic	Total	Hispanic	Total	Hispanic	Total	Hispanic
White:	0	0	0	0	0	0		0
Black/African American:	0	0	0	0	0	0	0	0
Asian:	0	0	0	0	0	0	0	0
American Indian/Alaskan Native:	0	0	0	0	0	0	0	0
Native Hawaiian/Other Pacific Islander:	0	0	0	0	0	0	0	0
American Indian/Alaskan Native & White:	0	0	0	0	0	0	0	0
Asian White:	0	0	0	0	0	0	0	0
Black/African American & White:	0	0	0	0	0	0	0	0
American Indian/Alaskan Native & Black/African American:	0	0	0	0	0	0	0	0
Other multi-racial:	0	0	0	0	0	0	0	0
Asian/Pacific Islander:	0	0	0	0	0	0	0	0



U.S. Department of Housing and Urban Development
 Office of Community Planning and Development
 Integrated Disbursement and Information System
 CDBG Activity Summary Report (GPR) for Program Year 2017
 BOISE

Date: 05-Dec-2018
 Time: 16:20
 Page: 35

Hispanic:	0	0	0	0	0	0	0	0	0
Total:	0	0	0	0	0	0	0	0	0


Female-headed Households: 0 0 0 0 0 0 0 0 0

Income Category:

	Owner	Renter	Total	Person
Extremely Low	0	0	0	0
Low Mod	0	0	0	0
Moderate	0	0	0	0
Non Low Moderate	0	0	0	0
Total	0	0	0	0
Percent Low/Mod				

Annual Accomplishments

Years	Accomplishment Narrative	# Benefitting
2017	May- Bid specs and scope of project sent to contractors; contracts approved June - 10 vacant units are started with complete interior removal (down to studs)	



U.S. Department of Housing and Urban Development
 Office of Community Planning and Development
 Integrated Disbursement and Information System
 CDBG Activity Summary Report (GPR) for Program Year 2017
 BOISE

Date: 05-Dec-2018
 Time: 16:20
 Page: 36

PGM Year: 2017
Project: 0013 - Affordable Rental Housing - CDBG
IDIS Activity: 1119 - Home Improvement Rehab - Boulevard Motel

Status: Open
Location: 1120 W. Capitol Boise, ID 83702-6920
Objective: Provide decent affordable housing
Outcome: Affordability
Matrix Code: Rehab; Multi-Unit Residential (14B) **National Objective:** LMH

Initial Funding Date: 03/21/2018

Description:
 New roof, paint, and windows on 22-units of affordable rental housing owned by the City of Boise.

Financing

	Fund Type	Grant Year	Grant	Funded Amount	Drawn In Program Year	Drawn Thru Program Year
CDBG	EN	Pre-2015		\$50,000.00	\$0.00	\$0.00
		2014	B14MC160001		\$50,000.00	\$50,000.00
		2016	B16MC160001	\$100,000.00	\$97,930.05	\$97,930.05
		2017	B17MC160001	\$200,000.00	\$200,000.00	\$200,000.00
Total	Total			\$350,000.00	\$347,930.05	\$347,930.05


Proposed Accomplishments

Housing Units : 22

Actual Accomplishments

Number assisted:

	Owner		Renter		Total		Person	
	Total	Hispanic	Total	Hispanic	Total	Hispanic	Total	Hispanic
White:	0	0	17	1	17	1	0	0
Black/African American:	0	0	2	0	2	0	0	0
Asian:	0	0	0	0	0	0	0	0
American Indian/Alaskan Native:	0	0	0	0	0	0	0	0
Native Hawaiian/Other Pacific Islander:	0	0	0	0	0	0	0	0
American Indian/Alaskan Native & White:	0	0	1	0	1	0	0	0
Asian White:	0	0	1	0	1	0	0	0
Black/African American & White:	0	0	0	0	0	0	0	0
American Indian/Alaskan Native & Black/African American:	0	0	0	0	0	0	0	0
Other multi-racial:	0	0	0	0	0	0	0	0
Asian/Pacific Islander:	0	0	0	0	0	0	0	0
Hispanic:	0	0	0	0	0	0	0	0



U.S. Department of Housing and Urban Development
 Office of Community Planning and Development
 Integrated Disbursement and Information System
 CDBG Activity Summary Report (GPR) for Program Year 2017
 BOISE

Date: 05-Dec-2018
 Time: 16:20
 Page: 37

Total: 0 0 21 1 21 1 0 0

Female-headed Households: 0 0 0 0

Income Category:

	Owner	Renter	Total	Person
Extremely Low	0	15	15	0
Low Mod	0	4	4	0
Moderate	0	2	2	0
Non Low Moderate	0	0	0	0
Total	0	21	21	0
Percent Low/Mod		100.0%	100.0%	

Annual Accomplishments

Years	Accomplishment Narrative	# Benefitting
2017	<p>May - bid scopes sent out for re-roof, paint, windows, hotel availability for 21 tenants during the window replacement.</p> <p>June - tenants are sent to hotel for 30+ days so work can begin. Roof, windows, and painting are all completed.</p> <p>July - determine that interior carpets need to be replaced, as well as, new paint on walls. 7 units will be completed by July 30 and all other units will be completed by December 2018.</p> <p>September - Final 15 units are being prepared for October final rehabilitation.</p>	



U.S. Department of Housing and Urban Development
 Office of Community Planning and Development
 Integrated Disbursement and Information System
 CDBG Activity Summary Report (GPR) for Program Year 2017
 BOISE

Date: 05-Dec-2018
 Time: 16:20
 Page: 38

PGM Year: 2017
Project: 0014 - Affordable Homeownership
IDIS Activity: 1120 - Homebuyer #1

Status: Completed 5/31/2018 12:00:00 AM
Location: 8420 W Golse Dr Boise, ID 83704-4459

Objective: Provide decent affordable housing
Outcome: Affordability
Matrix Code: Homeownership Assistance-excluding
 Housing Counseling under 24 CFR
 5.100 (13B) **National Objective:** LMH

Initial Funding Date: 03/21/2018

Description:
 Assist income eligible household with up to 25% direct homeownership assistance for a property in the municipal boundaries of Boise.

Financing

	Fund Type	Grant Year	Grant	Funded Amount	Drawn In Program Year	Drawn Thru Program Year
CDBG	RL			\$47,600.00	\$47,600.00	\$47,600.00
Total	Total			\$47,600.00	\$47,600.00	\$47,600.00


Proposed Accomplishments

Households (General) : 1

Actual Accomplishments

Number assisted:

	Owner		Renter		Total		Person	
	Total	Hispanic	Total	Hispanic	Total	Hispanic	Total	Hispanic
White:	1	0	0	0	1	0	0	0
Black/African American:	0	0	0	0	0	0	0	0
Asian:	0	0	0	0	0	0	0	0
American Indian/Alaskan Native:	0	0	0	0	0	0	0	0
Native Hawaiian/Other Pacific Islander:	0	0	0	0	0	0	0	0
American Indian/Alaskan Native & White:	0	0	0	0	0	0	0	0
Asian White:	0	0	0	0	0	0	0	0
Black/African American & White:	0	0	0	0	0	0	0	0
American Indian/Alaskan Native & Black/African American:	0	0	0	0	0	0	0	0
Other multi-racial:	0	0	0	0	0	0	0	0
Asian/Pacific Islander:	0	0	0	0	0	0	0	0
Hispanic:	0	0	0	0	0	0	0	0
Total:	1	0	0	0	1	0	0	0
Female-headed Households:	0		0		0			



U.S. Department of Housing and Urban Development
Office of Community Planning and Development
Integrated Disbursement and Information System
CDBG Activity Summary Report (GPR) for Program Year 2017
BOISE

Date: 05-Dec-2018

Time: 16:20


Page: 39

Income Category:

	Owner	Renter	Total	Person
Extremely Low	0	0	0	0
Low Mod	0	0	0	0
Moderate	1	0	1	0
Non Low Moderate	0	0	0	0
Total	1	0	1	0
Percent Low/Mod	100.0%		100.0%	

Annual Accomplishments

Years	Accomplishment Narrative	# Benefitting
2017	Loan closed on 3/20/2017	



U.S. Department of Housing and Urban Development
 Office of Community Planning and Development
 Integrated Disbursement and Information System
 CDBG Activity Summary Report (GPR) for Program Year 2017
 BOISE

Date: 05-Dec-2018
 Time: 16:20
 Page: 40

PGM Year: 2017
Project: 0015 - Boise City: Home Improvement Loan Program
IDIS Activity: 1121 - Multi-Family Project Delivery

Status: Open
Location: 150 N Capitol Blvd Boise, ID 83702-5920
Objective: Create suitable living environments
Outcome: Sustainability
Matrix Code: Rehabilitation Administration (14H) **National Objective:** LMH

Initial Funding Date: 04/13/2018

Description:
 Salaries of program staff for the admin of implementing rehabilitation to multi-family properties.

Financing

	Fund Type	Grant Year	Grant	Funded Amount	Drawn In Program Year	Drawn Thru Program Year
CDBG	RL			\$20,000.00	\$19,273.94	\$19,273.94
Total	Total			\$20,000.00	\$19,273.94	\$19,273.94

Proposed Accomplishments

Actual Accomplishments

Number assisted:

	Owner		Renter		Total		Person	
	Total	Hispanic	Total	Hispanic	Total	Hispanic	Total	Hispanic
White:	0	0	0	0	0	0	0	0
Black/African American:	0	0	0	0	0	0	0	0
Asian:	0	0	0	0	0	0	0	0
American Indian/Alaskan Native:	0	0	0	0	0	0	0	0
Native Hawaiian/Other Pacific Islander:	0	0	0	0	0	0	0	0
American Indian/Alaskan Native & White:	0	0	0	0	0	0	0	0
Asian White:	0	0	0	0	0	0	0	0
Black/African American & White:	0	0	0	0	0	0	0	0
American Indian/Alaskan Native & Black/African American:	0	0	0	0	0	0	0	0
Other multi-racial:	0	0	0	0	0	0	0	0
Asian/Pacific Islander:	0	0	0	0	0	0	0	0
Hispanic:	0	0	0	0	0	0	0	0
Total:	0	0	0	0	0	0	0	0
Female-headed Households:	0		0		0			

Income Category:

Owner Renter Total Person



U.S. Department of Housing and Urban Development
Office of Community Planning and Development
Integrated Disbursement and Information System
CDBG Activity Summary Report (GPR) for Program Year 2017
BOISE

Date: 05-Dec-2018

Time: 16:20

Page: 41

Extremely Low	0	0	0	0
Low Mod	0	0	0	0
Moderate	0	0	0	0
Non Low Moderate	0	0	0	0
Total	0	0	0	0
Percent Low/Mod				

Annual Accomplishments

Years	Accomplishment Narrative	# Benefiting
2017	Projects this supports are 2717 S. Vista and 1021 S. Capitol Boulevard improvements.	



U.S. Department of Housing and Urban Development
 Office of Community Planning and Development
 Integrated Disbursement and Information System
 CDBG Activity Summary Report (GPR) for Program Year 2017
 BOISE

Date: 05-Dec-2018
 Time: 16:20
 Page: 42

PGM Year: 2017
Project: 0014 - Affordable Homeownership
IDIS Activity: 1122 - Homebuyer #2

Status: Completed 8/31/2018 12:00:00 AM
Location: 6240 W Butte St Boise, ID 83704-7526

Objective: Provide decent affordable housing
Outcome: Affordability
Matrix Code: Homeownership Assistance-excluding Housing Counseling under 24 CFR 5.100 (13B)
National Objective: LMH

Initial Funding Date: 05/23/2018

Description:

Assist income eligible household with direct homeownership assistance for a property in the municipal boundaries of Boise.

Financing

	Fund Type	Grant Year	Grant	Funded Amount	Drawn In Program Year	Drawn Thru Program Year
CDBG	RL			\$50,000.00	\$50,000.00	\$50,000.00
Total	Total			\$50,000.00	\$50,000.00	\$50,000.00

Proposed Accomplishments

Actual Accomplishments

Number assisted:

	Owner		Renter		Total		Person	
	Total	Hispanic	Total	Hispanic	Total	Hispanic	Total	Hispanic
White:	1	0	0	0	1	0	0	0
Black/African American:	0	0	0	0	0	0	0	0
Asian:	0	0	0	0	0	0	0	0
American Indian/Alaskan Native:	0	0	0	0	0	0	0	0
Native Hawaiian/Other Pacific Islander:	0	0	0	0	0	0	0	0
American Indian/Alaskan Native & White:	0	0	0	0	0	0	0	0
Asian White:	0	0	0	0	0	0	0	0
Black/African American & White:	0	0	0	0	0	0	0	0
American Indian/Alaskan Native & Black/African American:	0	0	0	0	0	0	0	0
Other multi-racial:	0	0	0	0	0	0	0	0
Asian/Pacific Islander:	0	0	0	0	0	0	0	0
Hispanic:	0	0	0	0	0	0	0	0
Total:	1	0	0	0	1	0	0	0
Female-headed Households:	0		0		0			

Income Category:

Owner Renter Total Person



U.S. Department of Housing and Urban Development
Office of Community Planning and Development
Integrated Disbursement and Information System
CDBG Activity Summary Report (GPR) for Program Year 2017
BOISE

Date: 05-Dec-2018


Time: 16:20

Page: 43

Extremely Low	0	0	0	0
Low Mod	0	0	0	0
Moderate	1	0	1	0
Non Low Moderate	0	0	0	0
Total	1	0	1	0
Percent Low/Mod	100.0%		100.0%	

Annual Accomplishments

Years	Accomplishment Narrative	# Benefiting
2017	Eligible buyer for AutumnGold Property has submitted application - 4/2018 Property passed inspection - 5/7/2018 Closing Date - 5/25/2018	



U.S. Department of Housing and Urban Development
Office of Community Planning and Development
Integrated Disbursement and Information System
CDBG Activity Summary Report (GPR) for Program Year 2017
BOISE

Date: 05-Dec-2018
Time: 16:20
Page: 44

PGM Year: 2017
Project: 0015 - Boise City: Home Improvement Loan Program
IDIS Activity: 1123 - Home Improvement #4

Status: Open
Location: 3092 Tattenham Ave Boise, ID 83713-4960

Objective: Create suitable living environments
Outcome: Affordability
Matrix Code: Rehab; Single-Unit Residential (14A) **National Objective:** LMH

Initial Funding Date: 07/25/2018

Description:

Program will provide income eligible households with improvements for energy efficiency, ADA, and healthsafety issues. Affordability of the housing unit is preserved by refinancing with the rehab work the first position loan.

Financing

	Fund Type	Grant Year	Grant	Funded Amount	Drawn In Program Year	Drawn Thru Program Year
CDBG	RL			\$128,000.00	\$124,500.26	\$124,500.26
Total	Total			\$128,000.00	\$124,500.26	\$124,500.26

Proposed Accomplishments

Housing Units : 1

Actual Accomplishments

Number assisted:

	Owner		Renter		Total		Person	
	Total	Hispanic	Total	Hispanic	Total	Hispanic	Total	Hispanic
White:	1	0	0	0	1	0	0	0
Black/African American:	0	0	0	0	0	0	0	0
Asian:	0	0	0	0	0	0	0	0
American Indian/Alaskan Native:	0	0	0	0	0	0	0	0
Native Hawaiian/Other Pacific Islander:	0	0	0	0	0	0	0	0
American Indian/Alaskan Native & White:	0	0	0	0	0	0	0	0
Asian White:	0	0	0	0	0	0	0	0
Black/African American & White:	0	0	0	0	0	0	0	0
American Indian/Alaskan Native & Black/African American:	0	0	0	0	0	0	0	0
Other multi-racial:	0	0	0	0	0	0	0	0
Asian/Pacific Islander:	0	0	0	0	0	0	0	0
Hispanic:	0	0	0	0	0	0	0	0
Total:	1	0	0	0	1	0	0	0
Female-headed Households:	1		0		1			



U.S. Department of Housing and Urban Development
Office of Community Planning and Development
Integrated Disbursement and Information System
CDBG Activity Summary Report (GPR) for Program Year 2017
BOISE

Date: 05-Dec-2018

Time: 16:20

Page: 45

Income Category:

	Owner	Renter	Total	Person
Extremely Low	0	0	0	0
Low Mod	0	0	0	0
Moderate	1	0	1	0
Non Low Moderate	0	0	0	0
Total	1	0	1	0
Percent Low/Mod	100.0%		100.0%	

Annual Accomplishments

Years	Accomplishment Narrative	# Benefiting
2017	7/23 - Closing Disclosures provided 7/25 - Closing docs signed 7/30 - Funding/recorded	



U.S. Department of Housing and Urban Development
 Office of Community Planning and Development
 Integrated Disbursement and Information System
 CDBG Activity Summary Report (GPR) for Program Year 2017
 BOISE

Date: 05-Dec-2018
 Time: 16:20
 Page: 46

PGM Year: 2017
Project: 0015 - Boise City: Home Improvement Loan Program
IDIS Activity: 1124 - Home Improvement #3

Status: Completed 9/30/2018 12:00:00 AM
Location: 5246 W Albion Ct Boise, ID 83705-1181
Objective: Provide decent affordable housing
Outcome: Affordability
Matrix Code: Rehab; Single-Unit Residential (14A) **National Objective:** LMH

Initial Funding Date: 07/24/2018

Description:

Program will provide income eligible households with improvements for energy efficiency, ADA, and healthsafety issues.
 Affordability of the housing unit is preserved by refinancing with the rehab work the first position loan.

Financing

	Fund Type	Grant Year	Grant	Funded Amount	Drawn In Program Year	Drawn Thru Program Year
CDBG	RL			\$58,000.00	\$58,000.00	\$58,000.00
Total	Total			\$58,000.00	\$58,000.00	\$58,000.00

Proposed Accomplishments

Housing Units : 1

Actual Accomplishments

Number assisted:

	Owner		Renter		Total		Person	
	Total	Hispanic	Total	Hispanic	Total	Hispanic	Total	Hispanic
White:	1	0	0	0	1	0	0	0
Black/African American:	0	0	0	0	0	0	0	0
Asian:	0	0	0	0	0	0	0	0
American Indian/Alaskan Native:	0	0	0	0	0	0	0	0
Native Hawaiian/Other Pacific Islander:	0	0	0	0	0	0	0	0
American Indian/Alaskan Native & White:	0	0	0	0	0	0	0	0
Asian White:	0	0	0	0	0	0	0	0
Black/African American & White:	0	0	0	0	0	0	0	0
American Indian/Alaskan Native & Black/African American:	0	0	0	0	0	0	0	0
Other multi-racial:	0	0	0	0	0	0	0	0
Asian/Pacific Islander:	0	0	0	0	0	0	0	0
Hispanic:	0	0	0	0	0	0	0	0
Total:	1	0	0	0	1	0	0	0
Female-headed Households:	0		0		0			



U.S. Department of Housing and Urban Development
Office of Community Planning and Development
Integrated Disbursement and Information System
CDBG Activity Summary Report (GPR) for Program Year 2017
BOISE

Date: 05-Dec-2018

Time: 16:20


Page: 47

Income Category:

	Owner	Renter	Total	Person
Extremely Low	1	0	1	0
Low Mod	0	0	0	0
Moderate	0	0	0	0
Non Low Moderate	0	0	0	0
Total	1	0	1	0
Percent Low/Mod	100.0%		100.0%	

Annual Accomplishments

Years	Accomplishment Narrative	# Benefiting
2017	July 16 - Loan docs closed July 20 - Loan funded	



U.S. Department of Housing and Urban Development
 Office of Community Planning and Development
 Integrated Disbursement and Information System
 CDBG Activity Summary Report (GPR) for Program Year 2017
 BOISE

Date: 05-Dec-2018
 Time: 16:20
 Page: 48

PGM Year: 2017
Project: 0023 - Energize Our Neighborhoods
IDIS Activity: 1125 - Neighborhood Facility - Hillcrest Elementary ADA Playground Equipment

Status: Completed 9/30/2018 12:00:00 AM **Objective:** Create suitable living environments
Location: 2045 S Pond St Boise, ID 83705-3679 **Outcome:** Availability/accessibility
Matrix Code: Neighborhood Facilities (03E) **National Objective:** LMA

Initial Funding Date: 07/25/2018

Description:

Hillcrest Elementary is a Community Eligible Provision school, which means that at least 50% of their students qualify for free and reduced lunch programs. The school has had this designation since 2014. Hillcrest Elementary also serves as a community park, when school is not in session. The Neighborhood Association submitted an application to the Energize Our Neighborhood Grant program. However, too many requests would have left this project unfunded. CDBG was identified as a resource due to the LMA activity and its dual role as a park.

Financing

	Fund Type	Grant Year	Grant	Funded Amount	Drawn In Program Year	Drawn Thru Program Year
CDBG	EN	2016	B16MC160001	\$61,400.00	\$61,400.00	\$61,400.00
Total	Total			\$61,400.00	\$61,400.00	\$61,400.00

Proposed Accomplishments

Public Facilities : 22,930
 Total Population in Service Area: 22,930
 Census Tract Percent Low / Mod: 53.62

Annual Accomplishments

Years	Accomplishment Narrative	# Benefitting
2017	Contract signed - July 17, 2018 August - Playground installed and grand opening September - project complete.	



U.S. Department of Housing and Urban Development
 Office of Community Planning and Development
 Integrated Disbursement and Information System
 CDBG Activity Summary Report (GPR) for Program Year 2017
 BOISE

Date: 05-Dec-2018
 Time: 16:20
 Page: 49

PGM Year: 2017
Project: 0015 - Boise City: Home Improvement Loan Program
IDIS Activity: 1126 - Home Improvement #5

Status: Open
Location: 2672 N Ash Park Ln Boise, ID 83704-5759
Objective: Create suitable living environments
Outcome: Affordability
Matrix Code: Rehab; Single-Unit Residential (14A) **National Objective:** LMH

Initial Funding Date: 07/25/2018

Description:

Program will provide income eligible households with improvements for energy efficiency, ADA, and healthsafety issues.
 Affordability of the housing unit is preserved by refinancing with the rehab work the first position loan.

Financing

	Fund Type	Grant Year	Grant	Funded Amount	Drawn In Program Year	Drawn Thru Program Year
CDBG	RL			\$140,000.00	\$121,861.38	\$121,861.38
Total	Total			\$140,000.00	\$121,861.38	\$121,861.38

Proposed Accomplishments

Housing Units : 1

Actual Accomplishments

Number assisted:

	Owner		Renter		Total		Person	
	Total	Hispanic	Total	Hispanic	Total	Hispanic	Total	Hispanic
White:	0	0	0	0	0	0	0	0
Black/African American:	0	0	0	0	0	0	0	0
Asian:	0	0	0	0	0	0	0	0
American Indian/Alaskan Native:	0	0	0	0	0	0	0	0
Native Hawaiian/Other Pacific Islander:	1	0	0	0	1	0	0	0
American Indian/Alaskan Native & White:	0	0	0	0	0	0	0	0
Asian White:	0	0	0	0	0	0	0	0
Black/African American & White:	0	0	0	0	0	0	0	0
American Indian/Alaskan Native & Black/African American:	0	0	0	0	0	0	0	0
Other multi-racial:	0	0	0	0	0	0	0	0
Asian/Pacific Islander:	0	0	0	0	0	0	0	0
Hispanic:	0	0	0	0	0	0	0	0
Total:	1	0	0	0	1	0	0	0
Female-headed Households:	0		0		0			



U.S. Department of Housing and Urban Development
Office of Community Planning and Development
Integrated Disbursement and Information System
CDBG Activity Summary Report (GPR) for Program Year 2017
BOISE

Date: 05-Dec-2018

Time: 16:20

Page: 50

Income Category:

	Owner	Renter	Total	Person
Extremely Low	0	0	0	0
Low Mod	0	0	0	0
Moderate	1	0	1	0
Non Low Moderate	0	0	0	0
Total	1	0	1	0
Percent Low/Mod	100.0%		100.0%	

Annual Accomplishments

Years	Accomplishment Narrative	# Benefiting
2017	March 2018- Application is received July 25, 2018- Loan closing July 31, 2018 - Loan funding	



U.S. Department of Housing and Urban Development
 Office of Community Planning and Development
 Integrated Disbursement and Information System
 CDBG Activity Summary Report (GPR) for Program Year 2017
 BOISE

Date: 05-Dec-2018
 Time: 16:20
 Page: 51

PGM Year: 2017
Project: 0023 - Energize Our Neighborhoods
IDIS Activity: 1127 - Neighborhood Facility - Grace Jordan Shelter

Status: Open
Location: 6411 W Fairfield Ave Boise, ID 83709-2129

Objective: Create suitable living environments

Outcome: Availability/accessibility

Matrix Code: Neighborhood Facilities (03E)

National Objective: LMA

Initial Funding Date: 07/25/2018

Description:

Grace Jordan is a Community Eligible Provision school, which means that at least 50% of their students qualify for free and reduced lunch programs. The school has had this designation since 2014. Grace Jordan Elementary also serves as a community park, when school is not in session. The Shade Shelter will provide students some needed shade during the hot summer months and area of protection during the winter cold. Grace Jordan is a site for Boise Parks and Recreation Programs, year-round, from 3-7pm and 1-5pm during the summer months. The Neighborhood Association submitted an application to the Energize Our Neighborhood Grant program. However, too many requests would have left this project unfunded. CDBG was identified as a resource due to the LMA activity and its dual role as a park.

Financing


	Fund Type	Grant Year	Grant	Funded Amount	Drawn In Program Year	Drawn Thru Program Year
CDBG	EN	2016	B16MC160001	\$22,500.00	\$0.00	\$0.00
Total	Total			\$22,500.00	\$0.00	\$0.00

Proposed Accomplishments

Public Facilities : 18,545
 Total Population in Service Area: 18,545
 Census Tract Percent Low / Mod: 50.66

Annual Accomplishments

Years	Accomplishment Narrative	# Benefitting
2017	July 2018 - Contract Approved September 2018 - School district is looking for contractor. Project will be completed in PY18.	



U.S. Department of Housing and Urban Development
 Office of Community Planning and Development
 Integrated Disbursement and Information System
 CDBG Activity Summary Report (GPR) for Program Year 2017
 BOISE

Date: 05-Dec-2018
 Time: 16:20
 Page: 52

PGM Year: 2017
Project: 0015 - Boise City: Home Improvement Loan Program
IDIS Activity: 1128 - Home Improvement #6

Status: Completed 9/30/2018 12:00:00 AM
Location: 2122 S Kerr St Boise, ID 83705-3414
Objective: Create suitable living environments
Outcome: Affordability
Matrix Code: Rehab; Single-Unit Residential (14A) **National Objective:** LMH

Initial Funding Date: 08/21/2018

Description:

Program will provide income eligible households with improvements for energy efficiency, ADA, and healthsafety issues.
 Affordability of the housing unit is preserved.

Financing

	Fund Type	Grant Year	Grant	Funded Amount	Drawn In Program Year	Drawn Thru Program Year
CDBG	RL			\$10,999.00	\$10,999.00	\$10,999.00
Total	Total			\$10,999.00	\$10,999.00	\$10,999.00

Proposed Accomplishments

Housing Units : 1

Actual Accomplishments

Number assisted:

	Owner		Renter		Total		Person	
	Total	Hispanic	Total	Hispanic	Total	Hispanic	Total	Hispanic
White:	1	0	0	0	1	0	0	0
Black/African American:	0	0	0	0	0	0	0	0
Asian:	0	0	0	0	0	0	0	0
American Indian/Alaskan Native:	0	0	0	0	0	0	0	0
Native Hawaiian/Other Pacific Islander:	0	0	0	0	0	0	0	0
American Indian/Alaskan Native & White:	0	0	0	0	0	0	0	0
Asian White:	0	0	0	0	0	0	0	0
Black/African American & White:	0	0	0	0	0	0	0	0
American Indian/Alaskan Native & Black/African American:	0	0	0	0	0	0	0	0
Other multi-racial:	0	0	0	0	0	0	0	0
Asian/Pacific Islander:	0	0	0	0	0	0	0	0
Hispanic:	0	0	0	0	0	0	0	0
Total:	1	0	0	0	1	0	0	0
Female-headed Households:	0		0		0			



U.S. Department of Housing and Urban Development
Office of Community Planning and Development
Integrated Disbursement and Information System
CDBG Activity Summary Report (GPR) for Program Year 2017
BOISE

Date: 05-Dec-2018

Time: 16:20

Page: 53

Income Category:

	Owner	Renter	Total	Person
Extremely Low	0	0	0	0
Low Mod	0	0	0	0
Moderate	1	0	1	0
Non Low Moderate	0	0	0	0
Total	1	0	1	0
Percent Low/Mod	100.0%		100.0%	

Annual Accomplishments

Years	Accomplishment Narrative	# Benefiting
2017	August 2018 - The bids have gone out for the project; contractor is selected. September 2018 - Roof has been completed and gutters have been added; invoices submitted for payment.	



U.S. Department of Housing and Urban Development
Office of Community Planning and Development
Integrated Disbursement and Information System
CDBG Activity Summary Report (GPR) for Program Year 2017
BOISE

Date: 05-Dec-2018

Time: 16:20

Page: 54

Total Funded Amount:	\$11,968,743.76
Total Drawn Thru Program Year:	\$11,224,811.02
Total Drawn In Program Year:	\$2,558,480.46

SUMMARY OF CONSOLIDATED PLAN PROJECTS

IDIS—PR06

U.S. DEPARTMENT OF HOUSING AND URBAN
DEVELOPMENT
OFFICE OF COMMUNITY PLANNING AND DEVELOPMENT
PR06 - Summary of Consolidated Plan Projects for Report
Year

DATE: 12/5/2018
TIME: 5:11:44 PM
PAGE: 1/4

IDIS

Plan IDIS Year Project	Project Title and Description	Program	Project Estimate	Committed Amount	Amount Drawn Thru Report Year	Amount Available to Draw	
2017 5	Program Administration- HOME	Boise City will use 10% of HOME Entitlement funds (\$576,108) and 10% of HOME program income (\$300,000) for administration of these programs and projects in 2017.	HOME	\$87,611.00	\$123,224.66	\$101,345.43	\$21,879.23
6	Affordable Rental Housing - HOME	Increasing access to a variety of affordable rental housing units in Boise. National Objective LMH	HOME	\$788,497.00	\$0.00	\$0.00	\$0.00
8	Terry Reilly Boise Clinic (Medical care)	Medical Care Services. National Objective LMC. CDBG Activity Code 05M.	CDBG	\$83,200.00	\$83,124.00	\$83,124.00	\$0.00
9	Giraffe Laugh Early Learning	Childcare scholarships for income eligible children. National Objective LMC. CDBG Activity Code 05L.	CDBG	\$31,000.00	\$31,000.00	\$31,000.00	\$0.00
10	Emergency Rental and Mercy Assistance	Subsistence payments. National Objective LMC. CDBG Activity Code 05Q.	CDBG	\$38,668.00	\$38,181.38	\$38,181.38	\$0.00
11	Critical Counseling for Victims of Domestic and/or Sexual Violence	Services for battered and abused spouses. National Objective LMC. CDBG Activity Code 05G.	CDBG	\$63,000.00	\$0.00	\$0.00	\$0.00
12	Case Management and Education Classes	Case management for vulnerable populations. National Objective LMC. CDBG Activity Code 5.	CDBG	\$33,000.00	\$0.00	\$0.00	\$0.00
13	Affordable Rental Housing - CDBG	Increasing access to a variety of affordable rental housing units in Boise. National Objective LMH.	CDBG	\$200,000.00	\$1,421,796.28	\$724,879.16	\$696,917.12
14	Affordable Homeownership	Acquisition of single-family homes for income eligible households. National Objective LMH.	CDBG	\$300,000.00	\$185,511.91	\$185,511.91	\$0.00
15	Boise City: Home Improvement Loan Program	Home improvements and housing refinancing for income eligible households. National Objective LMH. CDBG Activity Code 14.	CDBG	\$1,178,816.00	\$483,989.00	\$461,624.58	\$22,364.42
16	Program Administration- CDBG	Boise City will use 20% of CDBG Entitlement funds (\$1,290,612) and 20% of CDBG program income (\$300,000) for administration of these programs and projects in 2017.	CDBG	\$318,122.00	\$218,991.58	\$218,991.58	\$0.00
17	Critical Counseling for Victims of Domestic and/or Sexual Violence	Services for battered and abused spouses. National Objective LMC. CDBG Activity Code 05G.	CDBG	\$0.00	\$63,000.00	\$63,000.00	\$0.00
18	Case Management and Education Classes	Case management for vulnerable populations. National Objective LMC. CDBG Activity Code 5.	CDBG	\$0.00	\$33,000.00	\$33,000.00	\$0.00
21	Boise City: Home Improvement Loan Program	Home improvements and housing refinancing for income eligible households. National Objective LMH. CDBG Activity Code 14.	CDBG	\$0.00	\$279,604.74	\$279,604.74	\$0.00

U.S. DEPARTMENT OF HOUSING AND URBAN
DEVELOPMENT
OFFICE OF COMMUNITY PLANNING AND DEVELOPMENT
PR06 - Summary of Consolidated Plan Projects for Report
Year

DATE: 12/5/2018
TIME: 5:11:44 PM
PAGE: 2/4

IDIS

Plan IDIS Year Project	Project Title and Description		Program	Amount Drawn in Report Year
2017 5	Program Administration- HOME	Boise City will use 10% of HOME Entitlement funds (\$576,108) and 10% of HOME program income (\$300,000) for administration of these programs and projects in 2017.	HOME	\$101,345.43
6	Affordable Rental Housing - HOME	Increasing access to a variety of affordable rental housing units in Boise. National Objective LMH	HOME	\$0.00
8	Terry Reilly Boise Clinic (Medical care)	Medical Care Services. National Objective LMC. CDBG Activity Code 05M.	CDBG	\$83,124.00
9	Giraffe Laugh Early Learning	Childcare scholarships for income eligible children. National Objective LMC. CDBG Activity Code 05L.	CDBG	\$31,000.00
10	Emergency Rental and Mercy Assistance	Subsistence payments. National Objective LMC. CDBG Activity Code 05Q.	CDBG	\$38,181.38
11	Critical Counseling for Victims of Domestic and/or Sexual Violence	Services for battered and abused spouses. National Objective LMC. CDBG Activity Code 05G.	CDBG	\$0.00
12	Case Management and Education Classes	Case management for vulnerable populations. National Objective LMC. CDBG Activity Code 5.	CDBG	\$0.00
13	Affordable Rental Housing - CDBG	Increasing access to a variety of affordable rental housing units in Boise. National Objective LMH.	CDBG	\$724,879.16
14	Affordable Homeownership	Acquisition of single-family homes for income eligible households. National Objective LMH.	CDBG	\$185,511.91
15	Boise City: Home Improvement Loan Program	Home improvements and housing refinancing for income eligible households. National Objective LMH. CDBG Activity Code 14.	CDBG	\$461,624.58
16	Program Administration- CDBG	Boise City will use 20% of CDBG Entitlement funds (\$1,290,612) and 20% of CDBG program income (\$300,000) for administration of these programs and projects in 2017.	CDBG	\$218,991.58
17	Critical Counseling for Victims of Domestic and/or Sexual Violence	Services for battered and abused spouses. National Objective LMC. CDBG Activity Code 05G.	CDBG	\$63,000.00
18	Case Management and Education Classes	Case management for vulnerable populations. National Objective LMC. CDBG Activity Code 5.	CDBG	\$33,000.00
21	Boise City: Home Improvement Loan Program	Home improvements and housing refinancing for income eligible households. National Objective LMH. CDBG Activity Code 14.	CDBG	\$279,604.74

U.S. DEPARTMENT OF HOUSING AND URBAN
DEVELOPMENT
OFFICE OF COMMUNITY PLANNING AND DEVELOPMENT
PR06 - Summary of Consolidated Plan Projects for Report
Year

DATE: 12/5/2018
TIME: 5:11:44 PM
PAGE: 3/4

IDIS

Plan IDIS Year Project	Project Title and Description	Program	Project Estimate	Committed Amount	Amount Drawn Thru Report Year	Amount Available to Draw
2017 23	Energize Our Neighborhoods	Support funding will provide increased street lighting, sidewalks, code enforcement/education and loans. This is part of an initiative to improve neighborhoods, based on indicators, with strategic investments.	\$0.00	\$83,900.00	\$61,400.00	\$22,500.00

U.S. DEPARTMENT OF HOUSING AND URBAN
DEVELOPMENT
OFFICE OF COMMUNITY PLANNING AND DEVELOPMENT
PR06 - Summary of Consolidated Plan Projects for Report
Year

DATE: 12/5/2018
TIME: 5:11:44 PM
PAGE: 4/4

IDIS

Plan IDIS Year Project	Project Title and Description	Program	Amount Drawn in Report Year
2017 23	Energize Our Neighborhoods	Support funding will provide increased street lighting, sidewalks, code enforcement/education and loans. This is part of an initiative to improve neighborhoods, based on indicators, with strategic investments.	CDBG \$61,400.00

GRANTEE SUMMARY ACTIVITY REPORT

IDIS—PR08

PR08 - Grantee Summary Activity Report

IDIS Activity ID	Pgm Yr - Project	Activity Name	Act Stat	Matrix Code	Initial Funding Date	Funded Amount	Drawn Amount	Date of Last Draw
1023	2014-5	Tenant-based Rental Assistance	Open	14J	04/16/15	\$30,000.00	\$27,848.80	10/19/2018
1060	2015-12	Bus Stop Improvements	Completed	03L	05/27/16	\$158,634.68	\$158,634.68	10/25/2017
1103	2016-12	Canal Street Sidewalk	Completed	20	08/18/17	\$15,780.53	\$15,780.53	10/28/2017
1085	2016-19	Multi-Family Home Improvement Project Delivery	Completed	14H	01/19/17	\$16,549.45	\$16,549.45	04/13/2018
1097	2016-9	Multi Family Home Improvement #2	Completed	14B	05/19/17	\$155,746.55	\$155,746.55	02/03/2018
1098	2016-9	Multi Family Home Improvement #3	Completed	14B	05/19/17	\$597,288.63	\$597,288.63	02/03/2018
1111	2017-10	Jesse Tree ERMA	Completed	05Q	01/16/18	\$38,181.38	\$38,181.38	10/19/2018
1118	2017-13	Multi Family Remodel Improvement - Vista	Open	14B	03/21/18	\$1,071,796.28	\$376,949.11	10/23/2018
1119	2017-13	Home Improvement Rehab - Boulevard Motel	Open	14B	03/21/18	\$350,000.00	\$347,930.05	10/23/2018
1115	2017-14	Homeownership Loan Program Project Delivery	Completed	14J	11/21/17	\$87,911.91	\$87,911.91	10/24/2018
1105	2017-15	Home Improvement #1	Completed	14A	10/12/17	\$120,000.00	\$120,000.00	06/14/2018
1116	2017-15	Home Improvement #2	Completed	14A	02/26/18	\$6,990.00	\$6,990.00	02/27/2018
1121	2017-15	Multi-Family Project Delivery	Open	14H	04/13/18	\$20,000.00	\$19,273.94	10/24/2018
1123	2017-15	Home Improvement #4	Open	14A	07/25/18	\$128,000.00	\$124,500.26	09/17/2018
1124	2017-15	Home Improvement #3	Completed	14A	07/24/18	\$58,000.00	\$58,000.00	10/22/2018
1126	2017-15	Home Improvement #5	Open	14A	07/25/18	\$140,000.00	\$121,861.38	09/17/2018
1128	2017-15	Home Improvement #6	Completed	14A	08/21/18	\$10,999.00	\$10,999.00	10/22/2018
1107	2017-16	CDBG Program Administration	Completed	21A	01/16/18	\$218,991.58	\$218,991.58	10/31/2018
1110	2017-17	Women's and Children's Alliance Counseling	Completed	05G	01/16/18	\$63,000.00	\$63,000.00	10/19/2018
1109	2017-18	Salvation Army Case Management and Group Education	Completed	05Z	01/16/18	\$33,000.00	\$33,000.00	10/19/2018
1108	2017-21	Home Improvement Project Delivery	Completed	14H	11/21/17	\$279,604.74	\$279,604.74	11/05/2018
1125	2017-23	Neighborhood Facility - Hillcrest Elementary ADA Playground Equipment	Completed	03E	07/25/18	\$61,400.00	\$61,400.00	10/23/2018

1127	2017-23	Neighborhood Facility - Grace Jordan Shelter	Open	03E	07/25/18	\$22,500.00	\$0.00	
1112	2017-9	Early Learning ChildCare Scholarships	Completed	05L	01/16/18	\$31,000.00	\$31,000.00	10/19/2018
1129	2018-11	Home Improvement #1	Open	14A		\$0.00	\$0.00	
1130	2018-11	Home Improvement #2	Open	14A		\$0.00	\$0.00	
1071	2016-14	AutumnGold Affordable Homeownership	Open		10/25/16	\$650,000.00	\$545,212.32	10/24/2018
1072	2016-14	Ormand Affordable Homeownership	Open		10/26/16	\$420,000.00	\$27,000.00	09/27/2018
1117	2016-17	Adare Manor	Open		03/21/18	\$800,000.00	\$0.00	
1131	2018-10	AutumnGold Affordable Homeownership	Open		10/30/18	\$500,000.00	\$0.00	
						\$6,085,374.73	\$3,543,654.31	

Total

CDBG HOUSING ACTIVITIES

IDIS—PR10

U.S. Department of Housing and Urban Development
 Office of Community Planning and Development
 Integrated Disbursement and Information System
 CDBG Housing Activities
 BOISE, ID

PGM YEAR	PROJ ID	IDIS ACT ID	ACTIVITY NAME	STATUS	MTX NTL		Total		CDBG DRAWN AMOUNT	OCCUPIED TOTAL	UNITS L/M	% L/M	CUMULATIVE	
					CD	OBJ	EST. AMT	% CDBG					OCCUPIED OWNER	UNITS RENTER
2018	5861	1129	Home Improvement #1	OPEN	14A	LMH	18.00	0.0	0.00	0	0	0.0	0	0
2018	5861	1130	Home Improvement #2	OPEN	14A	LMH	18.00	0.0	0.00	0	0	0.0	0	0
2018 TOTALS: BUDGETED/UNDERWAY							36.00	0.0	0.00	0	0	0.0	0	0
COMPLETED							0.00	0.0	0.00	0	0	0.0	0	0
							36.00	0.0	0.00	0	0	0.0	0	0

PGM YEAR	PROJ ID	IDIS ACT ID	ACTIVITY NAME	STATUS	MTX NTL		Total		CDBG DRAWN AMOUNT	OCCUPIED TOTAL	UNITS L/M	% L/M	CUMULATIVE	
					CD	OBJ	EST. AMT	% CDBG					OCCUPIED OWNER	UNITS RENTER
2017	0472	1118	Multi Family Remodel Improvement - Vista	OPEN	14B	LMH	1,071,796.28	0.0	376,949.11	0	0	0.0	0	0
2017	0472	1119	Home Improvement Rehab - Boulevard Motel	OPEN	14B	LMH	350,000.00	99.4	347,930.05	21	21	100.0	0	21
2017	0473	1115	Homeownership Loan Program Project Delivery	COM	14J	LMH	87,911.91	0.0	87,911.91	0	0	0.0	0	0
2017	0475	1105	Home Improvement #1	COM	14A	LMH	120,000.00	100.0	120,000.00	1	1	100.0	1	0
2017	0475	1116	Home Improvement #2	COM	14A	LMH	6,990.00	100.0	6,990.00	1	1	100.0	1	0
2017	0475	1121	Multi-Family Project Delivery	OPEN	14H	LMH	20,000.00	0.0	19,273.94	0	0	0.0	0	0
2017	0475	1123	Home Improvement #4	OPEN	14A	LMH	128,000.00	97.3	124,500.26	1	1	100.0	1	0
2017	0475	1124	Home Improvement #3	COM	14A	LMH	103,553.00	56.0	58,000.00	1	1	100.0	1	0
2017	0475	1126	Home Improvement #5	OPEN	14A	LMH	140,000.00	87.0	121,861.38	1	1	100.0	1	0
2017	0475	1128	Home Improvement #6	COM	14A	LMH	10,999.00	100.0	10,999.00	1	1	100.0	1	0
2017	1719	1108	Home Improvement Project Delivery	COM	14H	LMH	279,604.74	0.0	279,604.74	0	0	0.0	0	0
2017 TOTALS: BUDGETED/UNDERWAY							1,709,796.28	57.9	990,514.74	23	23	100.0	2	21
COMPLETED							609,058.65	92.5	563,505.65	4	4	100.0	4	0
							2,318,854.93	67.0	1,554,020.39	27	27	100.0	6	21

U.S. Department of Housing and Urban Development
 Office of Community Planning and Development
 Integrated Disbursement and Information System
 CDBG Housing Activities
 BOISE, ID

PGM YEAR	PROJ ID	IDIS ACT ID	ACTIVITY NAME	STATUS	MTX CD	NTL OBJ	Total		CDBG DRAWN AMOUNT	OCCUPIED TOTAL	UNITS L/M	% L/M	CUMULATIVE	
							EST. AMT	% CDBG					OCCUPIED OWNER	UNITS RENTER
2016	8620	1073	Home Improvement #1	COM	14A	LMH	145,500.00	100.0	145,500.00	1	1	100.0	1	0
2016	8620	1074	Multi Family Home Improvement #1	COM	14B	LMH	191,587.00	100.0	191,587.00	11	11	100.0	0	11
2016	8620	1092	Home Improvement #2	COM	14A	LMH	54,000.00	100.0	54,000.00	1	1	100.0	1	0
2016	8620	1093	Home Improvement #3	COM	14A	LMH	72,700.00	100.0	72,700.00	1	1	100.0	1	0
2016	8620	1094	Home Improvement #4	COM	14A	LMH	76,500.00	100.0	76,500.00	1	1	100.0	1	0
2016	8620	1095	Home Improvement #5	COM	14A	LMH	85,700.00	100.0	85,700.00	1	1	100.0	1	0
2016	8620	1096	Home Improvement #6	COM	14A	LMH	99,000.00	100.0	99,000.00	1	1	100.0	1	0
2016	8620	1097	Multi Family Home Improvement #2	COM	14B	LMH	155,746.55	100.0	155,746.55	77	75	97.4	0	77
2016	8620	1098	Multi Family Home Improvement #3	COM	14B	LMH	597,288.63	100.0	597,288.63	142	141	99.3	0	142
2016	8620	1099	Multi Family Home Improvement #4	COM	14B	LMH	66,844.27	100.0	66,844.27	1	1	100.0	0	1
2016	8620	1101	Multi Family Home Improvement #5	COM	14B	LMH	24,012.90	100.0	24,012.90	19	19	100.0	0	19
2016	8620	1104	Home Improvement #6	COM	14A	LMH	2,422.00	100.0	2,422.00	1	1	100.0	1	0
2016	8774	1081	Home Improvement Project Delivery	COM	14H	LMH	279,500.27	0.0	279,500.27	0	0	0.0	0	0
2016	8774	1085	Multi-Family Home Improvement Project Delivery	COM	14H	LMH	16,549.45	0.0	16,549.45	0	0	0.0	0	0
2016	8836	1082	Homeownership Loan Program Project Delivery	COM	14J	LMH	76,542.62	0.0	76,542.62	0	0	0.0	0	0
2016 TOTALS: BUDGETED/UNDERWAY							0.00	0.0	0.00	0	0	0.0	0	0
COMPLETED							1,943,893.69	100.0	1,943,893.69	257	254	98.8	7	250
							1,943,893.69	100.0	1,943,893.69	257	254	98.8	7	250

PGM YEAR	PROJ ID	IDIS ACT ID	ACTIVITY NAME	STATUS	MTX CD	NTL OBJ	Total		CDBG DRAWN AMOUNT	OCCUPIED TOTAL	UNITS L/M	% L/M	CUMULATIVE	
							EST. AMT	% CDBG					OCCUPIED OWNER	UNITS RENTER
2015	9728	1047	RPDP - HOME PROJECT DELIVERY (MF)	COM	14H	LMH	7,041.51	100.0	7,041.51	1	1	100.0	0	1
2015	9730	1038	Home Improvement Loan Program - Project Delivery	COM	14H	LMH	194,921.96	0.0	194,921.96	0	0	0.0	0	0
2015	9730	1048	CDBG Rehab SF#1	COM	14A	LMH	3,770.00	100.0	3,770.00	1	1	100.0	1	0

U.S. Department of Housing and Urban Development
 Office of Community Planning and Development
 Integrated Disbursement and Information System
 CDBG Housing Activities
 BOISE, ID

2015	9730	1049	CDBG Rehab SF#2	COM	14A	LMH	9,028.00	99.7	9,000.00	1	1	100.0	1	0
2015	9730	1050	CDBG Rehab SF#3	COM	14A	LMH	4,982.00	99.7	4,965.00	1	1	100.0	1	0
2015	9730	1051	CDBG Rehab SF#4	COM	14A	LMH	8,617.00	99.8	8,600.00	1	1	100.0	1	0
2015	9730	1052	CDBG Rehab SF#5	COM	14A	LMH	5,017.00	99.7	5,000.00	1	1	100.0	1	0
2015	9730	1054	CDBG Rehab SF#6	COM	14A	LMH	1,760.00	100.0	1,760.00	1	1	100.0	1	0
2015	9730	1056	CDBG Rehab SF#7	COM	14A	LMH	4,080.00	100.0	4,080.00	1	1	100.0	1	0
2015	9730	1057	CDBG Rehab SF#8	COM	14A	LMH	11,017.00	99.8	11,000.00	1	1	100.0	1	0
2015	9730	1058	CDBG Rehab SF#9	COM	14A	LMH	5,017.00	99.7	5,000.00	1	1	100.0	1	0
2015	9730	1062	CDBG Rehab SF#10	COM	14A	LMH	4,656.00	100.0	4,656.00	1	1	100.0	1	0
2015	9730	1063	CDBG Rehab SF#11	COM	14A	LMH	3,838.70	100.0	3,838.70	1	1	100.0	1	0
2015	9730	1064	CDBG Rehab SF#12	COM	14A	LMH	8,496.00	100.0	8,496.00	1	1	100.0	1	0
2015	9730	1065	CDBG Rehab SF#13	COM	14A	LMH	19,018.00	99.9	19,000.00	1	1	100.0	1	0
2015	9730	1068	CDBG Rehab SF#14	COM	14A	LMH	7,125.00	100.0	7,125.00	1	1	100.0	1	0
2015	9730	1069	CDBG Rehab SF#15	COM	14A	LMH	70,150.00	100.0	70,150.00	1	1	100.0	1	0
2015	9731	1037	Affordable Homeownership Program Project Delivery	COM	14J	LMH	58,397.33	0.0	58,397.33	0	0	0.0	0	0
2015 TOTALS: BUDGETED/UNDERWAY							0.00	0.0	0.00	0	0	0.0	0	0
COMPLETED							426,932.50	99.9	426,801.50	16	16	100.0	15	1
							426,932.50	99.9	426,801.50	16	16	100.0	15	1

PGM YEAR	PROJ ID	IDIS ACT ID	ACTIVITY NAME	STATUS	MTX CD	NTL OBJ	Total EST. AMT	% CDBG	CDBG DRAWN AMOUNT	OCCUPIED TOTAL	UNITS L/M	% L/M	CUMULATIVE	
													OCCUPIED OWNER	UNITS RENTER
2014	9270	1012	RPDP - HOME PROJECT DELIVERY (SF)	COM	14J	LMH	199,955.30	20.0	39,994.30	4	4	100.0	0	4
2014	9270	1013	RPDP - HOME PROJECT DELIVERY (MF)	COM	14J	LMH	13,455.99	0.0	13,455.99	0	0	0.0	0	0
2014	9270	1026	CDBG: RPDP MF #1	COM	14D	LMH	334,382.21	100.0	334,382.21	2	2	100.0	0	2
2014	9270	1033	RPDP - CDBG PROJECT DELIVERY (MF)	COM	14D	LMH	11,895.14	0.0	11,895.14	0	0	0.0	0	0
2014	9272	1004	Home Improvement Loan Program - Project Delivery	COM	14H	LMH	241,275.09	0.0	241,275.09	0	0	0.0	0	0
2014	9272	1007	Multi-Family Home Improvement - Project Delivery	COM	14H	LMH	859.19	0.0	859.19	0	0	0.0	0	0

U.S. Department of Housing and Urban Development
 Office of Community Planning and Development
 Integrated Disbursement and Information System
 CDBG Housing Activities
 BOISE, ID

2014	9272	1021	CDBG Rehab SF#2	COM	14A	LMH	20,000.00	100.0	20,000.00	1	1	100.0	1	0
2014	9272	1022	CDBG Rehab SF#1	COM	14A	LMH	9,517.00	99.8	9,500.00	1	1	100.0	1	0
2014	9272	1029	CDBG Rehab SF#3	COM	14A	LMH	4,988.91	100.0	4,988.91	1	1	100.0	1	0
2014	9272	1030	CDBG Rehab SF#4	COM	14A	LMH	10,018.00	99.8	10,000.00	1	1	100.0	1	0
2014	9272	1031	CDBG Rehab SF#5	COM	14A	LMH	20,018.00	99.9	20,000.00	1	1	100.0	1	0
2014	9272	1034	CDBG Rehab SF#6	COM	14A	LMH	11,017.00	99.8	11,000.00	1	1	100.0	1	0
2014	9272	1036	CDBG Rehab SF#7	COM	14A	LMH	17,017.00	99.9	17,000.00	1	1	100.0	1	0
2014	9274	1023	Tenant-based Rental Assistance	OPEN	14J	LMH	403,193.00	6.9	27,848.80	51	51	100.0	0	51
2014 TOTALS: BUDGETED/UNDERWAY							403,193.00	6.9	27,848.80	51	51	100.0	0	51
COMPLETED							894,398.83	82.1	734,350.83	13	13	100.0	7	6
							1,297,591.83	58.7	762,199.63	64	64	100.0	7	57

PGM YEAR	PROJ ID	IDIS ACT ID	ACTIVITY NAME	STATUS	MTX CD	NTL OBJ	Total EST. AMT	% CDBG	CDBG DRAWN AMOUNT	OCCUPIED TOTAL	UNITS L/M	% L/M	CUMULATIVE	
													OCCUPIED OWNER	UNITS RENTER
2013	9161	980	RPDP - HOME PROJECT DELIVERY	COM	14J	LMH	1,078,256.01	4.3	45,889.01	5	5	100.0	0	5
2013	9161	981	RPDP - CDBG PROJECT DELIVERY	COM	14H	LMH	14,709.37	0.0	14,709.37	0	0	0.0	0	0
2013	9380	983	CDBG Rehab SF#1	COM	14A	LMH	16,750.00	100.0	16,750.00	1	1	100.0	1	0
2013	9380	987	CDBG Rehab SF#2	COM	14A	LMH	15,500.00	100.0	15,500.00	1	1	100.0	1	0
2013	9380	988	HOUSING REHAB - PROJECT DELIVERY	COM	14H	LMH	153,502.39	0.0	153,502.39	0	0	0.0	0	0
2013	9380	998	CDBG Rehab SF#3	COM	14A	LMH	12,785.12	99.8	12,758.12	1	1	100.0	1	0
2013	9380	1000	CDBG Rehab SF#4	COM	14A	LMH	15,267.00	99.9	15,250.00	1	1	100.0	1	0
2013	9380	1001	CDBG Rehab SF#5	COM	14A	LMH	6,428.00	99.6	6,400.00	1	1	100.0	1	0
2013	9380	1005	CDBG Rehab MF#1	COM	14B	LMH	31,028.00	99.9	31,010.00	4	3	75.0	0	4
2013 TOTALS: BUDGETED/UNDERWAY							0.00	0.0	0.00	0	0	0.0	0	0
COMPLETED							1,344,225.89	23.1	311,768.89	14	13	92.8	5	9
							1,344,225.89	23.1	311,768.89	14	13	92.8	5	9

U.S. Department of Housing and Urban Development
 Office of Community Planning and Development
 Integrated Disbursement and Information System
 CDBG Housing Activities
 BOISE, ID

PGM YEAR	PROJ ID	IDIS ACT ID	ACTIVITY NAME	STATUS	MTX NTL		Total		CDBG DRAWN AMOUNT	OCCUPIED TOTAL	UNITS L/M	% L/M	CUMULATIVE	
					CD	OBJ	EST. AMT	% CDBG					OCCUPIED OWNER	UNITS RENTER
2012	1406	938	CDBG Rehab SF#1	COM	14A	LMH	4,655.00	100.0	4,655.00	1	1	100.0	1	0
2012	1406	944	CDBG Rehab MF#1	COM	14B	LMH	34,996.04	100.0	34,996.04	4	4	100.0	0	4
2012	1406	950	HOUSING REHAB - PROJECT DELIVERY	COM	14H	LMH	191,679.19	0.0	191,679.19	0	0	0.0	0	0
2012	1406	953	CDBG Rehab SF#3	COM	14A	LMH	5,273.90	100.0	5,273.90	1	1	100.0	1	0
2012	1406	957	CDBG Rehab SF#4	COM	14A	LMH	60,000.00	100.0	60,000.00	1	1	100.0	1	0
2012	1406	960	CDBG Rehab SF#5	COM	14A	LMH	4,675.00	100.0	4,675.00	1	1	100.0	1	0
2012	1406	963	CDBG Rehab SF#6	COM	14A	LMH	22,080.00	100.0	22,080.00	1	0	0.0	1	0
2012	1406	969	CDBG Rehab SF#7	COM	14A	LMH	7,040.00	99.4	7,000.00	1	1	100.0	1	0
2012	1406	970	CDBG Rehab SF#8	COM	14A	LMH	36,548.00	99.9	36,500.00	1	1	100.0	1	0
2012	1406	971	CDBG Rehab SF#9	COM	14A	LMH	6,200.00	100.0	6,200.00	1	1	100.0	1	0
2012	1408	959	Tenant-based Rental Assistance	COM	14J	LMH	244,784.67	4.9	12,043.67	24	24	100.0	0	24
2012 TOTALS: BUDGETED/UNDERWAY							0.00	0.0	0.00	0	0	0.0	0	0
COMPLETED							617,931.80	62.3	385,102.80	36	35	97.2	8	28
							617,931.80	62.3	385,102.80	36	35	97.2	8	28

PGM YEAR	PROJ ID	IDIS ACT ID	ACTIVITY NAME	STATUS	MTX NTL		Total		CDBG DRAWN AMOUNT	OCCUPIED TOTAL	UNITS L/M	% L/M	CUMULATIVE	
					CD	OBJ	EST. AMT	% CDBG					OCCUPIED OWNER	UNITS RENTER
2011	3948	915	HOUSING REHAB - PROJECT DELIVERY	COM	14H	LMH	152,306.40	0.0	152,306.40	0	0	0.0	0	0
2011	3948	917	CDBG Rehab SF#1	COM	14A	LMH	6,094.00	92.3	5,625.00	1	1	100.0	1	0
2011	3948	918	CDBG Rehab SF#2	COM	14A	LMH	8,854.00	100.0	8,854.00	1	1	100.0	1	0
2011	3948	920	CDBG Rehab SF#3	COM	14A	LMH	6,870.00	100.0	6,870.00	1	1	100.0	1	0
2011	3948	921	RPDP - PROJECT DELIVERY	COM	14J	LMH	1,086,850.45	6.0	64,724.45	10	10	100.0	0	10
2011	3948	933	CDBG Rehab SF#4	COM	14A	LMH	6,315.00	99.8	6,300.00	1	1	100.0	1	0
2011	3948	934	CDBG Rehab SF#5	COM	14A	LMH	5,015.00	99.7	5,000.00	1	1	100.0	1	0

U.S. Department of Housing and Urban Development
 Office of Community Planning and Development
 Integrated Disbursement and Information System
 CDBG Housing Activities
 BOISE, ID

2011	3948	956	RPDP - PROJECT DELIVERY	COM	14H	LMH	13,670.90	0.0	13,670.90	0	0	0.0	0	0
2011	3949	912	Tenant-based Rental Assistance	COM	14J	LMH	411,889.75	3.0	12,520.75	28	28	100.0	0	28
2011	5315	955	CDBG: RPDP #2	COM	14D	LMH	200,755.31	100.0	200,755.31	1	1	100.0	0	1
2011	5315	965	CDBG: RPDP #3	COM	14D	LMH	181,993.46	100.0	181,993.46	1	1	100.0	0	1
2011 TOTALS: BUDGETED/UNDERWAY							0.00	0.0	0.00	0	0	0.0	0	0
COMPLETED							2,080,614.27	31.6	658,620.27	45	45	100.0	5	40
							2,080,614.27	31.6	658,620.27	45	45	100.0	5	40

PGM YEAR	PROJ ID	IDIS ACT ID	ACTIVITY NAME	STATUS	MTX CD	NTL OBJ	Total EST. AMT	% CDBG	CDBG DRAWN AMOUNT	OCCUPIED TOTAL	UNITS L/M	% L/M	CUMULATIVE	
													OCCUPIED OWNER	UNITS RENTER
2010	1108	841	CDBG Rehab SF #1	COM	14A	LMH	6,500.00	100.0	6,500.00	1	1	100.0	1	0
2010	1108	842	CDBG Rehab SF #2	COM	14A	LMH	4,500.00	100.0	4,500.00	1	1	100.0	1	0
2010	1108	843	CDBG Rehab SF #3	COM	14A	LMH	5,900.00	100.0	5,900.00	1	1	100.0	1	0
2010	1108	844	CDBG Rehab SF #4	COM	14A	LMH	5,200.00	100.0	5,200.00	1	1	100.0	1	0
2010	1108	857	CDBG Rehab SF #5	COM	14A	LMH	5,400.00	100.0	5,400.00	1	1	100.0	1	0
2010	1108	860	HOUSING REHAB - PROJECT DELIVERY	COM	14H	LMH	148,317.11	0.0	148,317.11	0	0	0.0	0	0
2010	1108	874	CDBG Rehab SF #6	COM	14A	LMH	4,400.00	100.0	4,400.00	1	1	100.0	1	0
2010	1108	899	CDBG Rehab SF #7	COM	14A	LMH	12,550.00	100.0	12,550.00	1	1	100.0	1	0
2010	1108	901	CDBG Rehab MF #1	COM	14B	LMH	403,430.35	100.0	403,430.35	43	41	95.3	0	43
2010	1110	845	TENANT-BASED RENTAL	COM	14J	LMH	352,924.41	1.3	4,712.41	12	12	100.0	0	12
2010 TOTALS: BUDGETED/UNDERWAY							0.00	0.0	0.00	0	0	0.0	0	0
COMPLETED							949,121.87	63.3	600,909.87	62	60	96.7	7	55
							949,121.87	63.3	600,909.87	62	60	96.7	7	55

PGM YEAR	PROJ ID	IDIS ACT ID	ACTIVITY NAME	STATUS	MTX CD	NTL OBJ	Total EST. AMT	% CDBG	CDBG DRAWN AMOUNT	OCCUPIED TOTAL	UNITS L/M	% L/M	CUMULATIVE	
													OCCUPIED OWNER	UNITS RENTER

U.S. Department of Housing and Urban Development
 Office of Community Planning and Development
 Integrated Disbursement and Information System
 CDBG Housing Activities
 BOISE, ID

2009	5427	811 HOUSING REHAB - SINGLE-FAMILY	COM	14A	LMH	109,907.00	100.0	109,907.00	17	17	100.0	17	0
2009	5427	812 HOUSING REHAB - PROJECT DELIVERY	COM	14H	LMH	186,841.75	0.0	186,841.75	0	0	0.0	0	0
2009	5448	810 TENANT-BASED RENTAL	COM	14J	LMH	141,892.15	3.6	5,062.15	7	7	100.0	0	7
2009	9154	787 R-1121 South Capitol Boulevard	COM	14D	LMH	0.00		0.00	22	22	100.0	0	22
2009	9154	788 R-1413 West Washington Street	COM	14D	LMH	0.00		0.00	4	4	100.0	0	4
2009	9154	791 R-612 West Franklin Street	COM	14D	LMH	0.00		0.00	9	9	100.0	0	9
2009	9154	792 R-2717 South Vista Avenue	COM	14D	LMH	0.00		0.00	80	80	100.0	0	80
2009	9154	802 R-Capitol Boulevard Complex (Rental Housing)	COM	14D	LMH	0.00		0.00	110	110	100.0	0	110
2009	9154	803 R-Project Delivery (HCD Rental Housing)	COM	14H	LMH	0.00	0.0	0.00	0	0	0.0	0	0
2009 TOTALS: BUDGETED/UNDERWAY						0.00	0.0	0.00	0	0	0.0	0	0
COMPLETED						438,640.90	68.8	301,810.90	249	249	100.0	17	232
						438,640.90	68.8	301,810.90	249	249	100.0	17	232

PGM YEAR	PROJ ID	IDIS ACT ID	ACTIVITY NAME	STATUS	MTX CD	NTL OBJ	Total		CDBG DRAWN AMOUNT	OCCUPIED TOTAL	UNITS L/M	% L/M	CUMULATIVE	
							EST. AMT	% CDBG					OCCUPIED OWNER	UNITS RENTER
2008	0012	739	HOUSING REHAB - SINGLE-FAMILY	COM	14A	LMH	118,493.39	100.0	118,493.39	15	15	100.0	14	1
2008	0012	740	HOUSING REHAB - PROJECT DELIVERY	COM	14H	LMH	264,684.89	0.0	264,684.89	0	0	0.0	0	0
2008	0012	741	HOUSING REHAB - MULTI FAMILY	COM	14B	LMH	218,975.79	77.8	170,327.79	6	5	83.3	0	6
2008	0014	736	TENANT-BASED RENTAL	COM	14H	LMH	320,390.98	4.5	14,520.98	23	23	100.0	0	23
2008	8458	809	Accessibility Improvements	COM	14D	LMH	38,854.61	100.0	38,854.61	19	19	100.0	0	19
2008 TOTALS: BUDGETED/UNDERWAY							0.00	0.0	0.00	0	0	0.0	0	0
COMPLETED							961,399.66	63.1	606,881.66	63	62	98.4	14	49
							961,399.66	63.1	606,881.66	63	62	98.4	14	49

PGM YEAR	PROJ ID	IDIS ACT ID	ACTIVITY NAME	STATUS	MTX CD	NTL OBJ	Total		CDBG DRAWN AMOUNT	OCCUPIED TOTAL	UNITS L/M	% L/M	CUMULATIVE	
							EST. AMT	% CDBG					OCCUPIED OWNER	UNITS RENTER

U.S. Department of Housing and Urban Development
 Office of Community Planning and Development
 Integrated Disbursement and Information System
 CDBG Housing Activities
 BOISE, ID

2007	0014	669 HOUSING REHAB - SINGLE-FAMILY	COM	14A	LMH	232,803.72	100.0	232,803.72	25	25	100.0	25	0
2007	0014	670 HOUSING REHAB - PROJECT DELIVERY	COM	14H	LMH	270,023.85	0.0	270,023.85	0	0	0.0	0	0
2007	0014	735 HOUSING REHAB - MULTI FAMILY	COM	14B	LMH	18,045.00	100.0	18,045.00	4	2	50.0	0	4
2007 TOTALS: BUDGETED/UNDERWAY						0.00	0.0	0.00	0	0	0.0	0	0
COMPLETED						520,872.57	100.0	520,872.57	29	27	93.1	25	4
						520,872.57	100.0	520,872.57	29	27	93.1	25	4

PGM YEAR	PROJ ID	IDIS ACT ID	ACTIVITY NAME	STATUS	MTX CD	NTL OBJ	Total EST. AMT	% CDBG	CDBG DRAWN AMOUNT	OCCUPIED TOTAL	UNITS L/M	% L/M	CUMULATIVE	
													OCCUPIED OWNER	UNITS RENTER
2006	0014	585	HOUSING REHAB - SINGLE-FAMILY	COM	14A	LMH	151,843.75	100.0	151,843.75	21	21	100.0	21	0
2006	0014	589	HOUSING REHAB - PROJECT DELIVERY	COM	14H	LMH	271,207.33	0.0	271,207.33	0	0	0.0	0	0
2006	0014	590	HOME REHAB #10	COM	14A	LMH	1,130.00	0.0	0.00	0	0	0.0	0	0
2006	0014	594	HOUSING REHAB - MULTI FAMILY	COM	14B	LMH	14,422.00	100.0	14,422.00	4	4	100.0	0	4
2006	0016	647	NHS-HOUSING REHAB PROJECT DELIVERY	COM	14H	LMH	503.94	0.0	503.94	0	0	0.0	0	0
2006 TOTALS: BUDGETED/UNDERWAY						0.00	0.0	0.00	0	0	0.0	0	0	
COMPLETED						439,107.02	99.7	437,977.02	25	25	100.0	21	4	
						439,107.02	99.7	437,977.02	25	25	100.0	21	4	

PGM YEAR	PROJ ID	IDIS ACT ID	ACTIVITY NAME	STATUS	MTX CD	NTL OBJ	Total EST. AMT	% CDBG	CDBG DRAWN AMOUNT	OCCUPIED TOTAL	UNITS L/M	% L/M	CUMULATIVE	
													OCCUPIED OWNER	UNITS RENTER
2005	0002	532	HOUSING REHAB - PROJECT DELIVERY	COM	14H	LMH	345,171.09	0.0	345,171.09	0	0	0.0	0	0
2005	0003	523	NEIGHBORHOOD HOUSING SERVICES, INC.	COM	14H	LMH	3,133.06	0.0	3,133.06	0	0	0.0	0	0
2005	0020	535	HOUSING REHAB - SINGLE-FAMILY	COM	14A	LMH	377,683.08	100.0	377,683.08	30	30	100.0	30	0
2005	0020	548	HOUSING REHAB - MULTI FAMILY	COM	14B	LMH	7,258.05	100.0	7,258.05	16	15	93.8	0	16
2005	0020	561	VCA: 425 WEST JEFFERSON STREET	COM	14D	LMH	24,575.20	100.0	24,575.20	2	2	100.0	0	2
2005	0020	562	VCA: 2717 SOUTH VISTA AVENUE	COM	14D	LMH	9,864.72	100.0	9,864.72	2	2	100.0	0	2

U.S. Department of Housing and Urban Development
 Office of Community Planning and Development
 Integrated Disbursement and Information System
 CDBG Housing Activities
 BOISE, ID

2005	0021	544	TENANT-BASED RENTAL	COM	14H	LMH	100,537.31	12.9	13,013.31	23	23	100.0	0	23
2005	0022	542	TENANT-BASED RENTAL	COM	14H	LMH	207,069.23	6.6	13,721.23	15	15	100.0	0	15
2005 TOTALS: BUDGETED/UNDERWAY							0.00	0.0	0.00	0	0	0.0	0	0
COMPLETED							1,075,291.74	73.8	794,419.74	88	87	98.8	30	58
							1,075,291.74	73.8	794,419.74	88	87	98.8	30	58

PGM YEAR	PROJ ID	IDIS ACT ID	ACTIVITY NAME	STATUS	MTX CD	NTL OBJ	Total		CDBG DRAWN AMOUNT	OCCUPIED TOTAL	UNITS L/M	% L/M	CUMULATIVE	
							EST. AMT	% CDBG					OCCUPIED OWNER	UNITS RENTER
2004	0003	481	HOUSING REHAB - SINGLE-FAMILY	COM	14A	LMH	740,534.93	100.0	740,534.93	41	41	100.0	0	41
2004	0003	510	1020 S LUSK APT 172 REMODEL	COM	14A	LMH	5,613.94	100.0	5,613.94	1	1	100.0	0	1
2004	0003	511	PARKING LOT SEALCOAT	COM	14B	LMH	124,323.82	100.0	124,323.82	212	212	100.0	0	212
2004	0003	527	HOUSING REHAB - MULTI FAMILY	COM	14B	LMH	44,224.00	100.0	44,224.00	10	10	100.0	0	10
2004	0003	556	SPRINKLER SYSTEM AND STAIRS/WALKWAYS	COM	14D	LMH	349,520.83	42.8	149,520.83	80	79	98.8	0	80
2004	0003	630	VCA: 425 WEST JEFFERSON STREET	COM	14D	LMH	24,662.58	100.0	24,662.58	2	2	100.0	0	2
2004	0003	671	VCA: 2717 SOUTH VISTA AVENUE	COM	14D	LMH	45,052.67	100.0	45,052.67	2	2	100.0	0	2
2004	0004	493	HOUSING REHAB - PROJECT DELIVERY	COM	14H	LMH	475,332.92	0.0	475,332.92	0	0	0.0	0	0
2004	0005	491	NEIGHBORHOOD HOUSING SERVICES, INC.	COM	14H	LMH	1,587.39	0.0	1,587.39	0	0	0.0	0	0
2004 TOTALS: BUDGETED/UNDERWAY							0.00	0.0	0.00	0	0	0.0	0	0
COMPLETED							1,810,853.08	88.9	1,610,853.08	348	347	99.7	0	348
							1,810,853.08	88.9	1,610,853.08	348	347	99.7	0	348

PGM YEAR	PROJ ID	IDIS ACT ID	ACTIVITY NAME	STATUS	MTX CD	NTL OBJ	Total		CDBG DRAWN AMOUNT	OCCUPIED TOTAL	UNITS L/M	% L/M	CUMULATIVE	
							EST. AMT	% CDBG					OCCUPIED OWNER	UNITS RENTER
2003	0003	444	HOUSING REHAB - SINGLE-FAMILY	COM	14A	LMH	659,815.71	100.0	659,815.71	31	31	100.0	0	31
2003	0003	461	STAIR AND WINDOW REPLACEMENT	COM	14B	LMH	54,981.84	100.0	54,981.84	74	74	100.0	0	74
2003	0003	623	BOISE AVENUE ACQUISITION/REHAB	COM	14G	LMH	325,050.38	50.0	162,525.38	4	4	100.0	0	4

U.S. Department of Housing and Urban Development
 Office of Community Planning and Development
 Integrated Disbursement and Information System
 CDBG Housing Activities
 BOISE, ID

2003	0004	447 HOUSING REHAB - ADMINISTRATION	COM	14H	LMH	410,974.90	0.0	410,974.90	0	0	0.0	0	0
2003	0005	452 NEIGHBORHOOD HOUSING SERVICES, INC.	COM	14H	LMH	2,199.00	0.0	2,199.00	0	0	0.0	0	0
2003	0013	460 NEIGHBORHOOD HOUSING SERVICES, INC.-RLF	COM	14G	LMH	117,921.00	100.0	117,921.00	2	2	100.0	0	2
2003 TOTALS: BUDGETED/UNDERWAY						0.00	0.0	0.00	0	0	0.0	0	0
COMPLETED						1,570,942.83	89.6	1,408,417.83	111	111	100.0	0	111
						1,570,942.83	89.6	1,408,417.83	111	111	100.0	0	111

PGM YEAR	PROJ ID	IDIS ACT ID	ACTIVITY NAME	STATUS	MTX CD	NTL OBJ	Total EST. AMT	% CDBG	CDBG DRAWN AMOUNT	OCCUPIED TOTAL	UNITS L/M	% L/M	CUMULATIVE	
													OCCUPIED OWNER	UNITS RENTER
2002	0001	391	2717 SOUTH VISTA AVENUE	COM	14G	LMH	1,360,574.34	100.0	1,360,574.34	80	80	100.0	0	80
2002	0001	407	HOUSING REHAB - SINGLE-FAMILY	COM	14A	LMH	218,976.47	100.0	218,976.47	24	24	100.0	0	24
2002	0001	410	HOUSING REHAB - ADMINISTRATION	COM	14H	LMH	421,737.81	0.0	421,737.81	0	0	0.0	0	0
2002	0002	424	NHS-HOUSING REHAB REVOLVING LOAN FUND	COM	14G	LMH	180,208.87	100.0	180,208.87	2	1	50.0	0	2
2002 TOTALS: BUDGETED/UNDERWAY						0.00	0.0	0.00	0	0	0.0	0	0	
COMPLETED						2,181,497.49	100.0	2,181,497.49	106	105	99.0	0	106	
						2,181,497.49	100.0	2,181,497.49	106	105	99.0	0	106	

PGM YEAR	PROJ ID	IDIS ACT ID	ACTIVITY NAME	STATUS	MTX CD	NTL OBJ	Total EST. AMT	% CDBG	CDBG DRAWN AMOUNT	OCCUPIED TOTAL	UNITS L/M	% L/M	CUMULATIVE	
													OCCUPIED OWNER	UNITS RENTER
2001	0004	373	HOUSING REHAB - SINGLE-FAMILY	COM	14A	LMH	294,398.46	100.0	294,398.46	21	21	100.0	0	21
2001	0004	374	HOUSING REHAB WINDOW REPLACEMENT	COM	14D	LMH	173,001.73	100.0	173,001.73	13	13	100.0	0	13
2001	0005	378	HOUSING REHAB - ADMINISTRATION	COM	14H	LMH	235,267.00	0.0	235,267.00	0	0	0.0	0	0
2001	0028	379	BOISE CITY HOUSING & COMMUNITY DEVELOP	COM	12	LMH	0.00	0.0	0.00	0	0	0.0	0	0
2001	0033	364	AFFORDABLE RENTAL HOUSING	COM	12	LMH	550,000.00	0.0	0.00	11	11	100.0	0	11

U.S. Department of Housing and Urban Development
 Office of Community Planning and Development
 Integrated Disbursement and Information System
 CDBG Housing Activities
 BOISE, ID

2001	TOTALS: BUDGETED/UNDERWAY	0.00	0.0	0.00	0	0	0.0	0	0
	COMPLETED	1,252,667.19	56.0	702,667.19	45	45	100.0	0	45

		1,252,667.19	56.0	702,667.19	45	45	100.0	0	45

PGM YEAR	PROJ ID	IDIS ACT ID	ACTIVITY NAME	STATUS	MTX CD	NTL OBJ	Total EST. AMT	% CDBG	CDBG DRAWN AMOUNT	OCCUPIED TOTAL	UNITS L/M	% L/M	CUMULATIVE	
													OCCUPIED OWNER	UNITS RENTER
2000	0003	302	CAPITOL BOULEVARD; REHABILITATION	COM	14D	LMH	1,073,197.72	100.0	1,073,197.72	49	49	100.0	0	49
2000	0004	338	HOUSING REHABILITATION LOAN FUND	COM	14A	LMH	424,084.00	100.0	424,084.00	19	19	100.0	0	19
2000	0004	340	HOUSING REHAB - MULTI-FAMILY	COM	14B	LMH	96,294.00	100.0	96,294.00	26	26	100.0	0	26
2000	0004	341	HOUSING REHAB - ADMINISTRATION	COM	14H	LMH	71,339.00	0.0	71,339.00	0	0	0.0	0	0
2000	0005	345	HSG & CD RENTAL PROPERTY MANAGEMENT	COM	14D	LMH	245,869.00	100.0	245,869.00	114	114	100.0	0	114
2000	0012	344	NHS-HOUSING REHAB PROJECT ADMINISTRATION	COM	14H	LMH	350.00	0.0	350.00	0	0	0.0	0	0
2000	TOTALS:		BUDGETED/UNDERWAY				0.00	0.0	0.00	0	0	0.0	0	0
			COMPLETED				1,911,133.72	100.0	1,911,133.72	208	208	100.0	0	208

							1,911,133.72	100.0	1,911,133.72	208	208	100.0	0	208

PGM YEAR	PROJ ID	IDIS ACT ID	ACTIVITY NAME	STATUS	MTX CD	NTL OBJ	Total EST. AMT	% CDBG	CDBG DRAWN AMOUNT	OCCUPIED TOTAL	UNITS L/M	% L/M	CUMULATIVE	
													OCCUPIED OWNER	UNITS RENTER
1999	0004	264	HOUSING REHAB - SINGLE UNIT RESIDENTIAL	COM	14A	LMH	375,707.82	100.0	375,707.82	30	30	100.0	0	30
1999	0004	291	HOUSING REHAB - MULTI-UNIT RESIDENTIAL	COM	14B	LMH	446,242.25	100.0	446,242.25	14	14	100.0	0	14
1999	0005	265	HOUSING REHAB - ADMINISTRATION	COM	14H	LMH	73,637.44	0.0	73,637.44	0	0	0.0	0	0
1999	0006	292	NHS-HOUSING REHAB PROJECT ADMINISTRATION	COM	14H	LMH	202.00	0.0	202.00	0	0	0.0	0	0
1999	0008	293	AFFORDABLE HOUSING - 4219 DANRIDGE	COM	14G	LMH	91,419.35	100.0	91,419.35	1	1	100.0	0	1
1999	0008	294	HSG & CD RENTAL PROPERTY MANAGEMENT	COM	14D	LMH	438,245.38	100.0	438,245.38	185	185	100.0	0	185
1999	TOTALS:		BUDGETED/UNDERWAY				0.00	0.0	0.00	0	0	0.0	0	0
			COMPLETED				1,425,454.24	100.0	1,425,454.24	230	230	100.0	0	230

U.S. Department of Housing and Urban Development
 Office of Community Planning and Development
 Integrated Disbursement and Information System
 CDBG Housing Activities
 BOISE, ID

 1,425,454.24 100.0 1,425,454.24 230 230 100.0 0 230

PGM YEAR	PROJ ID	IDIS ACT ID	ACTIVITY NAME	STATUS	MTX CD	NTL OBJ	Total EST. AMT	% CDBG	CDBG DRAWN AMOUNT	OCCUPIED TOTAL	UNITS L/M	% L/M	CUMULATIVE	
													OCCUPIED OWNER	UNITS RENTER
1998	0003	226	SINGLE FAMILY REHAB	COM	14A	LMH	191,017.00	100.0	191,017.00	19	19	100.0	0	19
1998	0003	227	612 WEST FRANKLIN STREET	COM	14D	LMH	74,280.00	100.0	74,280.00	9	9	100.0	0	9
1998	0003	228	HOUSING REHAB RENTALS	COM	14D			0.0	0.00	0	0	0.0	0	0
1998	0003	232	1025 SOUTH CAPITOL BOULEVARD	COM	14G	LMH	1,701,493.99	100.0	1,701,493.99	49	49	100.0	0	49
1998	0004	223	HOUSING REHAB PROJECT DELIVERY COSTS	COM	14H	LMH	233,873.30	0.0	233,873.30	0	0	0.0	0	0
1998	0004	231	PROPERTY MANAGMENT DELIVERY COSTS	COM	14D	LMH	190,410.42	100.0	190,410.42	236	236	100.0	0	236
1998	0005	220	NHS-HOUSING REHAB PROJECT DELIVERY	COM	14H	LMH	301.00	0.0	301.00	0	0	0.0	0	0
1998	0007	224	AFFORDABLE HOUSING RENTALS	COM	14D	LMH	0.00		0.00	32	32	100.0	0	32
1998	0009	215	RAMPS TO RAILS RESIDENTIAL ACCESSIBILITY	COM	14A	LMH	0.00	0.0	0.00	0	0	0.0	0	0
1998	0011	222	BOISE HOME DEVELOPMENT RLF PROGRAM	COM	12	LMH	24,258.42	100.0	24,258.42	2	2	100.0	0	2
1998	0013	221	NHS-HOUSING REHAB REVOLVING LOAN FUND	COM	14A	LMH	74,792.00	100.0	74,792.00	1	1	100.0	0	1
1998 TOTALS: BUDGETED/UNDERWAY							0.00	0.0	0.00	0	0	0.0	0	0
COMPLETED							2,490,426.13	100.0	2,490,426.13	348	348	100.0	0	348
							2,490,426.13	100.0	2,490,426.13	348	348	100.0	0	348

PGM YEAR	PROJ ID	IDIS ACT ID	ACTIVITY NAME	STATUS	MTX CD	NTL OBJ	Total EST. AMT	% CDBG	CDBG DRAWN AMOUNT	OCCUPIED TOTAL	UNITS L/M	% L/M	CUMULATIVE	
													OCCUPIED OWNER	UNITS RENTER
1997	0003	131	BOULEVARD MOTEL REHABILITATION	COM	14D	LMH	529,650.00	100.0	529,650.00	21	21	100.0	0	21
1997	0004	129	SINGLE FAMILY REHAB	COM	14A	LMH	325,251.41	100.0	325,251.41	27	27	100.0	0	27
1997	0004	177	FRANKLIN STREET APARTMENTS	COM	14B	LMH	5,213.77	100.0	5,213.77	9	9	100.0	0	9
1997	0006	133	HOUSING REHABILITATION PROJECT DELIVERY	COM	14H	LMH	0.00	0.0	0.00	0	0	0.0	0	0
1997	0008	127	HOME FTHB #1	COM	12	LMH	25,000.00	0.0	0.00	0	0	0.0	0	0

U.S. Department of Housing and Urban Development
 Office of Community Planning and Development
 Integrated Disbursement and Information System
 CDBG Housing Activities
 BOISE, ID

1997	0008	176 AFFORDABLE HOUSING REVOLVING LOAN FUND	COM	12	LMH	249,350.00	100.0	249,350.00	10	10	100.0	0	10
1997	0008	178 AFFORDABLE HOUSING RENTALS	COM	14D	LMH	58,682.11	100.0	58,682.11	32	32	100.0	0	32
1997	0015	141 BNHS HOUSING REHAB REVOLVING LOAN FUND	COM	14A	LMH	0.00	0.0	0.00	0	0	0.0	0	0
1997	0026	155 HABITAT FOR HUMANITY	COM	12	LMH	68,414.92	41.7	28,514.92	5	5	100.0	0	5
1997 TOTALS: BUDGETED/UNDERWAY						0.00	0.0	0.00	0	0	0.0	0	0
COMPLETED						1,261,562.21	94.8	1,196,662.21	104	104	100.0	0	104
						1,261,562.21	94.8	1,196,662.21	104	104	100.0	0	104

PGM YEAR	PROJ ID	IDIS ACT ID	ACTIVITY NAME	STATUS	MTX CD	NTL OBJ	Total EST. AMT	% CDBG	CDBG DRAWN AMOUNT	OCCUPIED TOTAL	UNITS L/M	% L/M	CUMULATIVE	
													OCCUPIED OWNER	UNITS RENTER
1995	0003	113	BOULEVARD MOTEL REHABILITATION	COM	14B	LMH	0.00	0.0	0.00	0	0	0.0	0	0
1995	0004	114	HOUSING REHABILITATION LOAN FUND	COM	14B	LMH	0.00	0.0	0.00	0	0	0.0	0	0
1995	0006	116	HOUSING REHABILITATION PROJECT	COM	14H	LMH	0.00	0.0	0.00	0	0	0.0	0	0
1995	0015	99	BNHS HOUSING REHAB REVOLVING LOAN FUND	COM	14A	LMH	0.00		0.00	6	6	100.0	0	6
1995 TOTALS: BUDGETED/UNDERWAY						0.00	0.0	0.00	0	0	0.0	0	0	
COMPLETED						0.00	0.0	0.00	6	6	100.0	0	6	
						0.00	0.0	0.00	6	6	100.0	0	6	

PGM YEAR	PROJ ID	IDIS ACT ID	ACTIVITY NAME	STATUS	MTX CD	NTL OBJ	Total EST. AMT	% CDBG	CDBG DRAWN AMOUNT	OCCUPIED TOTAL	UNITS L/M	% L/M	CUMULATIVE	
													OCCUPIED OWNER	UNITS RENTER
1994	0001	9	BOULEVARD APARTMENTS (ANNEX)	COM	14G	LMH	1,455,786.00	61.8	900,000.00	36	36	100.0	0	36
1994	0002	23	AFFORDABLE HOUSING RENTALS	COM	14D	LMH	0.00		0.00	67	67	100.0	0	67
1994	0002	24	BOISE CITY MULTI-UNIT RESIDENTIAL REHABS	COM	14B	LMH	0.00	0.0	0.00	0	0	0.0	0	0
1994	0002	25	HOUSING REHAB REVOLVING LOAN FUND	COM	14A	LMH	0.00		0.00	12	12	100.0	0	12
1994	0002	26	HOUSING REHAB PROJECT DELIVERY COSTS	COM	14H	LMH	0.00	0.0	0.00	0	0	0.0	0	0
1994	0002	27	BNHS HOUSING REHAB REVOLVING LOAN FUND	COM	14A	LMH	0.00		0.00	7	7	100.0	0	7

U.S. Department of Housing and Urban Development
 Office of Community Planning and Development
 Integrated Disbursement and Information System
 CDBG Housing Activities
 BOISE, ID

1994	0002	28 HOUSING REHAB PROJECT DELIVERY COSTS	COM	14H	LMH	0.00	0.0	0.00	0	0	0.0	0	0
1994	0002	29 URBAN HOMESTEADING	COM	14H	LMH	0.00	0.0	0.00	0	0	0.0	0	0
1994	0002	30 PRIOR YEARS LOAN MANAGEMENT & SERVICING	COM	14H	LMH	0.00	0.0	0.00	0	0	0.0	0	0
1994	0002	31 BOISE BARRIER FREE HOUSING	COM	12	LMH	0.00	0.0	0.00	0	0	0.0	0	0
1994	0002	32 BOISE HOME DEVELOPMENT RLF PROGRAM	COM	12	LMH	0.00	0.0	0.00	0	0	0.0	0	0
1994	0002	60 AFFORDABLE HOUSING RENTALS	COM	14D	LMH	0.00		0.00	106	106	100.0	0	106
1994	0002	61 RENTAL REHABILITATION ADMINISTRATION	COM	14H	LMC	0.00	0.0	0.00	0	0	0.0	0	0
1994	0002	62 BOISE CITY MULTI-UNIT RESIDENTIAL REHABS	COM	14B	LMH	0.00	0.0	0.00	0	0	0.0	0	0
1994	0002	63 HOUSING REHAB REVOLVING LOAND FUND	COM	14A	LMH	0.00		0.00	47	47	100.0	0	47
1994	0002	64 HOUSING REHAB PROJECT DELIVERY COSTS	COM	14H	LMH	0.00	0.0	0.00	0	0	0.0	0	0
1994	0002	65 BNHS HOUSING REHAB REVOLVING LOAN FUND	COM	14A	LMH	0.00		0.00	15	15	100.0	0	15
1994	0002	66 HOUSING REHAB PROJECT DELIVERY COSTS	COM	14H	LMH	0.00	0.0	0.00	0	0	0.0	0	0
1994	0002	67 URBAN HOMESTEADING	COM	14H	LMH	0.00	0.0	0.00	0	0	0.0	0	0
1994	0002	68 PRIOR YEARS LOAN MGT AND SERVICING	COM	14H	LMH	0.00	0.0	0.00	0	0	0.0	0	0
1994	0002	69 BOISE BARRIER FREE HOUSING	COM	12	LMH	0.00	0.0	0.00	0	0	0.0	0	0
1994	0002	70 BOISE HOME DEVELOPMENT RLF PROGRAM	COM	12	LMH	0.00	0.0	0.00	0	0	0.0	0	0
		1994 TOTALS: BUDGETED/UNDERWAY				0.00	0.0	0.00	0	0	0.0	0	0
					COMPLETED	1,455,786.00	61.8	900,000.00	290	290	100.0	0	290
						1,455,786.00	61.8	900,000.00	290	290	100.0	0	290

STATUS OF HOME ACTIVITIES

IDIS—PR22



U.S. Department of Housing and Urban Development
 Office of Community Planning and Development
 Integrated Disbursement and Information System

DATE: 12-05-18
 TIME: 18:28
 PAGE: 1

Status of Open Activities and Activities Completed/Cancelled in the Last Year Activities -
 Boise, ID

IDIS - PR22

Tenure Type	Activity Type	IDIS Activity	Activity Address	Activity Status	Status Date	Total Units	Home Units	Initial Funding Date	Committed Amount	Drawn Amount	PCT
Rental	NEW CONSTRUCTION	1117	2403 W Fairview Ave 2419 W. Fairview , Boise ID, 83702	Open	03/21/18	0	0	03/21/18	\$800,000.00	\$0.00	0.00%
Homebuyer	NEW CONSTRUCTION	1072	3380 W Americana Ter Ste 120 120 , Boise ID, 83706	Open	09/27/18	4	4	10/26/16	\$420,000.00	\$27,000.00	6.43%
Homebuyer	ACQUISITION AND REHABILITATION	1035	813 E Fargo Ave , Nampa ID, 83687	Completed	02/26/18	6	6	09/23/15	\$1,033,998.77	\$1,033,998.77	100.00%
Homebuyer	ACQUISITION AND REHABILITATION	1071	813 E Fargo Ave , Nampa ID, 83687	Open	10/25/18	4	4	10/25/16	\$650,000.00	\$545,212.32	83.88%
Homebuyer	ACQUISITION AND NEW CONSTRUCTION	1131	813 E Fargo Ave , Nampa ID, 83687	Open	10/30/18	5	5	10/30/18	\$500,000.00	\$0.00	0.00%
Tenant-Based Rental Assistance (TBRA)	TENANT-BASED RENTAL ASSISTANCE	958	, ,	Open	10/18/18	0	37	07/25/13	\$480,183.52	\$329,455.95	68.61%

CDBG SUMMARY OF ACCOMPLISHMENTS

IDIS—PR23



U.S. Department of Housing and Urban Development
 Office of Community Planning and Development
 Integrated Disbursement and Information System
 CDBG Summary of Accomplishments
 Program Year: 2017

DATE: 12-05-18
 TIME: 16:32
 PAGE: 1

BOISE

Count of CDBG Activities with Disbursements by Activity Group & Matrix Code

Activity Group	Activity Category	Open Count	Open Activities Disbursed	Completed Count	Completed Activities Disbursed	Program Year Count	Total Activities Disbursed
Housing	Homeownership Assistance-excluding Housing Counseling under 24 CFR 5.100 (13B)	0	\$0.00	2	\$97,600.00	2	\$97,600.00
	Rehab; Single-Unit Residential (14A)	2	\$246,361.64	4	\$195,989.00	6	\$442,350.64
	Rehab; Multi-Unit Residential (14B)	2	\$724,879.16	2	\$362,586.35	4	\$1,087,465.51
	Rehabilitation Administration (14H)	1	\$19,273.94	2	\$290,391.08	3	\$309,665.02
	Housing Services - Excluding Housing Counseling, under 24 CFR 5.100 (14J)	1	\$4,790.42	1	\$87,911.91	2	\$92,702.33
	Total Housing	6	\$995,305.16	11	\$1,034,478.34	17	\$2,029,783.50
	Public Facilities and Improvements	Neighborhood Facilities (03E)	1	\$0.00	1	\$61,400.00	2
Sidewalks (03L)		0	\$0.00	1	\$0.00	1	\$0.00
Total Public Facilities and Improvements		1	\$0.00	2	\$61,400.00	3	\$61,400.00
Public Services	Services for victims of domestic violence, dating violence, sexual assault or stalking (05G)	0	\$0.00	1	\$63,000.00	1	\$63,000.00
	Child Care Services (05L)	0	\$0.00	1	\$31,000.00	1	\$31,000.00
	Health Services (05M)	0	\$0.00	1	\$83,124.00	1	\$83,124.00
	Subsistence Payment (05Q)	0	\$0.00	1	\$38,181.38	1	\$38,181.38
	Other Public Services Not Listed in 05A-05Y, 03T (05Z)	0	\$0.00	1	\$33,000.00	1	\$33,000.00
	Total Public Services	0	\$0.00	5	\$248,305.38	5	\$248,305.38
General Administration and Planning	Planning (20)	0	\$0.00	1	\$0.00	1	\$0.00
	General Program Administration (21A)	0	\$0.00	1	\$218,991.58	1	\$218,991.58
	Submissions or Applications for Federal Program (21E)	1	\$0.00	0	\$0.00	1	\$0.00
	Total General Administration and Planning	1	\$0.00	2	\$218,991.58	3	\$218,991.58
Grand Total	8	\$995,305.16	20	\$1,563,175.30	28	\$2,558,480.46	



U.S. Department of Housing and Urban Development
 Office of Community Planning and Development
 Integrated Disbursement and Information System
 CDBG Summary of Accomplishments
 Program Year: 2017

DATE: 12-05-18
 TIME: 16:32
 PAGE: 2

BOISE

CDBG Sum of Actual Accomplishments by Activity Group and Accomplishment Type

Activity Group	Matrix Code	Accomplishment Type	Open Count	Completed Count	Program Year Totals
Housing	Homeownership Assistance-excluding Housing Counseling under 24 CFR 5.100 (13B)	Households	0	2	2
	Rehab; Single-Unit Residential (14A)	Housing Units	2	4	6
	Rehab; Multi-Unit Residential (14B)	Housing Units	21	219	240
	Rehabilitation Administration (14H)	Housing Units	0	0	0
	Housing Services - Excluding Housing Counseling, under 24 CFR 5.100 (14J)	Housing Units	51	0	51
	Total Housing			74	225
Public Facilities and Improvements	Neighborhood Facilities (03E)	Public Facilities	18,545	22,930	41,475
	Sidewalks (03L)	Persons	0	31,170	31,170
	Total Public Facilities and Improvements		18,545	54,100	72,645
Public Services	Services for victims of domestic violence, dating violence, sexual assault or stalking (05G)	Persons	0	143	143
	Child Care Services (05L)	Persons	0	96	96
	Health Services (05M)	Persons	0	6,964	6,964
	Subsistence Payment (05Q)	Persons	0	132	132
	Other Public Services Not Listed in 05A-05Y, 03T (05Z)	Persons	0	116	116
	Total Public Services		0	7,451	7,451
Grand Total			18,619	61,776	80,395



BOISE

CDBG Beneficiaries by Racial / Ethnic Category

Housing-Non Housing	Race	Total Persons	Total Hispanic		Total Hispanic Households
			Persons	Total Households	
Housing	White	0	0	262	23
	Black/African American	0	0	26	0
	American Indian/Alaskan Native	0	0	1	0
	Native Hawaiian/Other Pacific Islander	0	0	2	0
	American Indian/Alaskan Native & White	0	0	2	0
	Asian & White	0	0	2	0
	Black/African American & White	0	0	2	0
	Other multi-racial	0	0	2	0
	Total Housing	0	0	299	23
Non Housing	White	6,208	613	0	0
	Black/African American	204	10	0	0
	Asian	98	2	0	0
	American Indian/Alaskan Native	14	2	0	0
	Native Hawaiian/Other Pacific Islander	44	0	0	0
	American Indian/Alaskan Native & White	26	2	0	0
	Asian & White	2	0	0	0
	Black/African American & White	10	1	0	0
	Other multi-racial	845	538	0	0
Total Non Housing	7,451	1,168	0	0	
Grand Total	White	6,208	613	262	23
	Black/African American	204	10	26	0
	Asian	98	2	0	0
	American Indian/Alaskan Native	14	2	1	0
	Native Hawaiian/Other Pacific Islander	44	0	2	0
	American Indian/Alaskan Native & White	26	2	2	0
	Asian & White	2	0	2	0
	Black/African American & White	10	1	2	0
	Other multi-racial	845	538	2	0
Total Grand Total	7,451	1,168	299	23	



BOISE

CDBG Beneficiaries by Income Category

	Income Levels	Owner Occupied	Renter Occupied	Persons
Housing	Extremely Low (<=30%)	2	104	0
	Low (>30% and <=50%)	0	19	0
	Mod (>50% and <=80%)	6	9	0
	Total Low-Mod	8	132	0
	Non Low-Mod (>80%)	0	1	0
	Total Beneficiaries	8	133	0
Non Housing	Extremely Low (<=30%)	0	0	5,057
	Low (>30% and <=50%)	0	0	1,532
	Mod (>50% and <=80%)	0	0	654
	Total Low-Mod	0	0	7,243
	Non Low-Mod (>80%)	0	0	208
	Total Beneficiaries	0	0	7,451

HOME SUMMARY OF ACCOMPLISHMENTS

IDIS—PR23



U.S. Department of Housing and Urban Development
 Office of Community Planning and Development
 Integrated Disbursement and Information System
 HOME Summary of Accomplishments

DATE: 12-05-18
 TIME: 16:33
 PAGE: 1

Program Year: 2017
 Start Date 01-Oct-2017 - End Date 30-Sep-2018
 BOISE
 Home Disbursements and Unit Completions

Activity Type	Disbursed Amount	Units Completed	Units Occupied
First Time Homebuyers	\$1,033,998.77	6	6
Total, Homebuyers and Homeowners	\$1,033,998.77	6	6
Grand Total	\$1,033,998.77	6	6

Home Unit Completions by Percent of Area Median Income

Activity Type	Units Completed				
	31% - 50%	51% - 60%	61% - 80%	Total 0% - 60%	Total 0% - 80%
First Time Homebuyers	2	1	3	3	6
Total, Homebuyers and Homeowners	2	1	3	3	6
Grand Total	2	1	3	3	6

Home Unit Reported As Vacant

Activity Type	Reported as Vacant
First Time Homebuyers	0
Total, Homebuyers and Homeowners	0
Grand Total	0



Program Year: 2017

Start Date 01-Oct-2017 - End Date 30-Sep-2018

BOISE

Home Unit Completions by Racial / Ethnic Category

First Time Homebuyers

	Units Completed	Units Completed - Hispanics
White	5	1
Black/African American	1	0
Total	6	1

Total, Homebuyers and Homeowners

Grand Total

	Units Completed	Units Completed - Hispanics	Units Completed	Units Completed - Hispanics
White	5	1	5	1
Black/African American	1	0	1	0
Total	6	1	6	1

STATUS OF CHDO FUNDS BY FISCAL YEAR

IDIS—PR25



U.S. Department of Housing and Urban Development
 Office of Community Planning and Development
 Integrated Disbursement and Information System
 PR 25 - Status of CHDO Funds by Fiscal Year Report
 BOISE, ID

DATE: 12-05-18
 TIME: 16:34
 PAGE: 1

Funds Not Subgranted To CHDOS

Fiscal Year	Fund Type	Balance to Reserve
2018	CHDO RESERVE CR	\$121,385.10
Total For 2018 Funds (CR+CC+CL)		\$121,385.10
Total For 2018 Funds (CO)		\$0.00

Funds Subgranted To CHDOS

Fiscal Year	CHDO Name	Fund Type	Amount Reserved	Amount Committed	Balance to Commit	% Committed Reserved	Amount Disbursed	% Disbursed Committed
2017	AutumnGold Senior Services, Inc	CR	\$86,416.20	\$86,416.20	--	100.0%	\$0.00	0.0%
Fund Type Total for 2017		CR	\$86,416.20	\$86,416.20	\$0.00	100.0%	\$0.00	0.0%
Total For 2017 Funds (CR+CC+CL)			\$86,416.20					
Total For 2017 Funds (CO)			\$0.00					

Funds Subgranted To CHDOS

Fiscal Year	CHDO Name	Fund Type	Amount Reserved	Amount Committed	Balance to Commit	% Committed Reserved	Amount Disbursed	% Disbursed Committed
2016	AutumnGold Senior Services, Inc	CR	\$343,589.36	\$343,589.36	--	100.0%	\$0.00	0.0%
Fund Type Total for 2016		CR	\$343,589.36	\$343,589.36	\$0.00	100.0%	\$0.00	0.0%
Total For 2016 Funds (CR+CC+CL)			\$343,589.36					
Total For 2016 Funds (CO)			\$0.00					

Funds Subgranted To CHDOS

Fiscal Year	CHDO Name	Fund Type	Amount Reserved	Amount Committed	Balance to Commit	% Committed Reserved	Amount Disbursed	% Disbursed Committed
2015	BOISE NEIGHBORHOOD HOUSING SERVICES, INC	CR	\$82,517.10	\$82,517.10	--	100.0%	\$0.00	0.0%
Fund Type Total for 2015		CR	\$82,517.10	\$82,517.10	\$0.00	100.0%	\$0.00	0.0%
Total For 2015 Funds (CR+CC+CL)			\$82,517.10					
Total For 2015 Funds (CO)			\$0.00					



U.S. Department of Housing and Urban Development
 Office of Community Planning and Development
 Integrated Disbursement and Information System
 PR 25 - Status of CHDO Funds by Fiscal Year Report
 BOISE, ID

DATE: 12-05-18
 TIME: 16:34
 PAGE: 2

Funds Subgranted To CHDOS

Fiscal Year	CHDO Name	Fund Type	Amount	Amount	Balance	%	Amount	%
			Reserved	Committed	to	Committed	Disbursed	Committed
2014	AutumnGold Senior Services, Inc	CR	\$69,994.44	\$69,994.44	--	100.0%	\$0.00	0.0%
	BOISE NEIGHBORHOOD HOUSING SERVICES, INC	CR	\$337,482.90	\$320,982.90	--	95.1%	\$10,500.00	3.3%
	Fund Type Total for 2014	CR	\$407,477.34	\$390,977.34	\$0.00	96.0%	\$10,500.00	2.7%

Funds Not Subgranted To CHDOS

Fiscal Year	Fund Type	Balance to Reserve
2014	CHDO RESERVE	\$128,330.46
Total For 2014 Funds (CR+CC+CL)		\$535,807.80
Total For 2014 Funds (CO)		\$0.00

Funds Subgranted To CHDOS

Fiscal Year	CHDO Name	Fund Type	Amount	Amount	Balance	%	Amount	%
			Reserved	Committed	to	Committed	Disbursed	Committed
2013	AutumnGold Senior Services, Inc	CR	\$140,753.25	\$140,753.25	--	100.0%	\$140,753.25	100.0%
	Fund Type Total for 2013	CR	\$140,753.25	\$140,753.25	\$0.00	100.0%	\$140,753.25	100.0%
Total For 2013 Funds (CR+CC+CL)			\$140,753.25					
Total For 2013 Funds (CO)			\$0.00					

Funds Subgranted To CHDOS

Fiscal Year	CHDO Name	Fund Type	Amount	Amount	Balance	%	Amount	%
			Reserved	Committed	to	Committed	Disbursed	Committed
2012	AutumnGold Senior Services, Inc	CR	\$82,919.40	\$82,919.40	--	100.0%	\$82,919.40	100.0%
	Fund Type Total for 2012	CR	\$82,919.40	\$82,919.40	\$0.00	100.0%	\$82,919.40	100.0%
Total For 2012 Funds (CR+CC+CL)			\$82,919.40					
Total For 2012 Funds (CO)			\$0.00					



U.S. Department of Housing and Urban Development
 Office of Community Planning and Development
 Integrated Disbursement and Information System
 PR 25 - Status of CHDO Funds by Fiscal Year Report
 BOISE, ID

DATE: 12-05-18
 TIME: 16:34
 PAGE: 3

Funds Subgranted To CHDOS

Fiscal Year	CHDO Name	Fund Type	Amount	Amount	Balance	%	Amount	%
			Reserved	Committed	to	Committed	Disbursed	Committed
2011	AutumnGold Senior Services, Inc	CR	\$113,793.30	\$113,793.30	--	100.0%	\$113,793.30	100.0%
Fund Type Total for 2011		CR	\$113,793.30	\$113,793.30	\$0.00	100.0%	\$113,793.30	100.0%
Total For 2011 Funds (CR+CC+CL)			\$113,793.30					
Total For 2011 Funds (CO)			\$0.00					

Funds Subgranted To CHDOS

Fiscal Year	CHDO Name	Fund Type	Amount	Amount	Balance	%	Amount	%
			Reserved	Committed	to	Committed	Disbursed	Committed
2010	MERCY HOUSING NORTHWEST-IDAHO, INC.	CR	\$287,401.29	\$287,401.29	--	100.0%	\$287,401.29	100.0%
Fund Type Total for 2010		CR	\$287,401.29	\$287,401.29	\$0.00	100.0%	\$287,401.29	100.0%
Total For 2010 Funds (CR+CC+CL)			\$287,401.29					
Total For 2010 Funds (CO)			\$0.00					

Funds Subgranted To CHDOS

Fiscal Year	CHDO Name	Fund Type	Amount	Amount	Balance	%	Amount	%
			Reserved	Committed	to	Committed	Disbursed	Committed
2009	AutumnGold Senior Services, Inc	CR	\$80,928.80	\$80,928.80	--	100.0%	\$80,928.80	100.0%
	BOISE VALLEY HABITAT FOR HUMANITY, INC.	CR	\$9,896.32	\$9,896.32	--	100.0%	\$9,896.32	100.0%
	MERCY HOUSING NORTHWEST-IDAHO, INC.	CR	\$39,715.08	\$39,715.08	--	100.0%	\$39,715.08	100.0%
Fund Type Total for 2009		CR	\$130,540.20	\$130,540.20	\$0.00	100.0%	\$130,540.20	100.0%
Total For 2009 Funds (CR+CC+CL)			\$130,540.20					
Total For 2009 Funds (CO)			\$0.00					

Funds Subgranted To CHDOS

Fiscal Year	CHDO Name	Fund Type	Amount	Amount	Balance	%	Amount	%
			Reserved	Committed	to	Committed	Disbursed	Committed
2007	MERCY HOUSING NORTHWEST-IDAHO, INC.	CR	\$162,614.00	\$162,614.00	--	100.0%	\$162,614.00	100.0%
Fund Type Total for 2007		CR	\$162,614.00	\$162,614.00	\$0.00	100.0%	\$162,614.00	100.0%
Total For 2007 Funds (CR+CC+CL)			\$162,614.00					
Total For 2007 Funds (CO)			\$0.00					



U.S. Department of Housing and Urban Development
 Office of Community Planning and Development
 Integrated Disbursement and Information System
 PR 25 - Status of CHDO Funds by Fiscal Year Report
 BOISE, ID

DATE: 12-05-18
 TIME: 16:34
 PAGE: 4

Funds Subgranted To CHDOS

Fiscal Year	CHDO Name	Fund Type	Amount	Amount	Balance	%	Amount	%
			Reserved	Committed	to Commit	Committed Reserved	Disbursed	Disbursed Committed
2006	SUPPORTIVE HOUSING AND INNOVATIVE PARTNERSHIPS, INC.	CL	\$9,708.00	\$9,708.00	--	100.0%	\$9,708.00	100.0%
	Fund Type Total for 2006	CL	\$9,708.00	\$9,708.00	\$0.00	100.0%	\$9,708.00	100.0%
	SUPPORTIVE HOUSING AND INNOVATIVE PARTNERSHIPS, INC.	CO	\$40,890.00	\$40,890.00	--	100.0%	\$40,890.00	100.0%
	Fund Type Total for 2006	CO	\$40,890.00	\$40,890.00	\$0.00	100.0%	\$40,890.00	100.0%
	BOISE VALLEY HABITAT FOR HUMANITY, INC.	CR	\$122,831.30	\$122,831.30	--	100.0%	\$122,831.30	100.0%
	MERCY HOUSING NORTHWEST-IDAHO, INC.	CR	\$112,963.00	\$112,963.00	--	100.0%	\$112,963.00	100.0%
	Fund Type Total for 2006	CR	\$235,794.30	\$235,794.30	\$0.00	100.0%	\$235,794.30	100.0%
Total For 2006 Funds (CR+CC+CL)			\$245,502.30					
Total For 2006 Funds (CO)			\$40,890.00					

Funds Subgranted To CHDOS

Fiscal Year	CHDO Name	Fund Type	Amount	Amount	Balance	%	Amount	%
			Reserved	Committed	to Commit	Committed Reserved	Disbursed	Disbursed Committed
2005	BOISE VALLEY HABITAT FOR HUMANITY, INC.	CR	\$291,995.05	\$291,995.05	--	100.0%	\$291,995.05	100.0%
	Fund Type Total for 2005	CR	\$291,995.05	\$291,995.05	\$0.00	100.0%	\$291,995.05	100.0%
Total For 2005 Funds (CR+CC+CL)			\$291,995.05					
Total For 2005 Funds (CO)			\$0.00					

Funds Subgranted To CHDOS

Fiscal Year	CHDO Name	Fund Type	Amount	Amount	Balance	%	Amount	%
			Reserved	Committed	to Commit	Committed Reserved	Disbursed	Disbursed Committed
2004	BOISE VALLEY HABITAT FOR HUMANITY, INC.	CO	\$45,000.00	\$45,000.00	--	100.0%	\$45,000.00	100.0%
	Fund Type Total for 2004	CO	\$45,000.00	\$45,000.00	\$0.00	100.0%	\$45,000.00	100.0%
	BOISE VALLEY HABITAT FOR HUMANITY, INC.	CR	\$137,180.55	\$137,180.55	--	100.0%	\$137,180.55	100.0%
	Fund Type Total for 2004	CR	\$137,180.55	\$137,180.55	\$0.00	100.0%	\$137,180.55	100.0%
Total For 2004 Funds (CR+CC+CL)			\$137,180.55					
Total For 2004 Funds (CO)			\$45,000.00					



U.S. Department of Housing and Urban Development
 Office of Community Planning and Development
 Integrated Disbursement and Information System
 PR 25 - Status of CHDO Funds by Fiscal Year Report
 BOISE, ID

DATE: 12-05-18
 TIME: 16:34
 PAGE: 5

Funds Subgranted To CHDOS

Fiscal Year	CHDO Name	Fund Type	Amount	Amount	Balance	%	Amount	%
			Reserved	Committed	to Commit	Committed Reserved	Disbursed	Disbursed Committed
2003	BOISE VALLEY HABITAT FOR HUMANITY, INC.	CR	\$137,352.60	\$137,352.60	--	100.0%	\$137,352.60	100.0%
Fund Type Total for 2003		CR	\$137,352.60	\$137,352.60	\$0.00	100.0%	\$137,352.60	100.0%
Total For 2003 Funds (CR+CC+CL)			\$137,352.60					
Total For 2003 Funds (CO)			\$0.00					

Funds Subgranted To CHDOS

Fiscal Year	CHDO Name	Fund Type	Amount	Amount	Balance	%	Amount	%
			Reserved	Committed	to Commit	Committed Reserved	Disbursed	Disbursed Committed
2002	BOISE VALLEY HABITAT FOR HUMANITY, INC.	CR	\$104,100.00	\$104,100.00	--	100.0%	\$104,100.00	100.0%
Fund Type Total for 2002		CR	\$104,100.00	\$104,100.00	\$0.00	100.0%	\$104,100.00	100.0%
Total For 2002 Funds (CR+CC+CL)			\$104,100.00					
Total For 2002 Funds (CO)			\$0.00					

Funds Subgranted To CHDOS

Fiscal Year	CHDO Name	Fund Type	Amount	Amount	Balance	%	Amount	%
			Reserved	Committed	to Commit	Committed Reserved	Disbursed	Disbursed Committed
2001	COMMUNITY HOUSE, INC.	CR	\$104,700.00	\$104,700.00	--	100.0%	\$104,700.00	100.0%
Fund Type Total for 2001		CR	\$104,700.00	\$104,700.00	\$0.00	100.0%	\$104,700.00	100.0%
Total For 2001 Funds (CR+CC+CL)			\$104,700.00					
Total For 2001 Funds (CO)			\$0.00					

Funds Subgranted To CHDOS

Fiscal Year	CHDO Name	Fund Type	Amount	Amount	Balance	%	Amount	%
			Reserved	Committed	to Commit	Committed Reserved	Disbursed	Disbursed Committed
2000	COMMUNITY HOUSE, INC.	CO	\$5,815.14	\$5,815.14	--	100.0%	\$5,815.14	100.0%
Fund Type Total for 2000		CO	\$5,815.14	\$5,815.14	\$0.00	100.0%	\$5,815.14	100.0%
	BOISE NEIGHBORHOOD HOUSING SERVICES, INC	CR	\$92,100.00	\$92,100.00	--	100.0%	\$92,100.00	100.0%
Fund Type Total for 2000		CR	\$92,100.00	\$92,100.00	\$0.00	100.0%	\$92,100.00	100.0%
Total For 2000 Funds (CR+CC+CL)			\$92,100.00					
Total For 2000 Funds (CO)			\$5,815.14					



U.S. Department of Housing and Urban Development
 Office of Community Planning and Development
 Integrated Disbursement and Information System
 PR 25 - Status of CHDO Funds by Fiscal Year Report
 BOISE, ID

DATE: 12-05-18
 TIME: 16:34
 PAGE: 6

Funds Subgranted To CHDOS

Fiscal Year	CHDO Name	Fund Type	Amount	Amount	Balance	%	Amount	%
			Reserved	Committed	to	Committed	Disbursed	Disbursed
1999	BOISE NEIGHBORHOOD HOUSING SERVICES, INC	CR	\$45,000.00	\$45,000.00	--	100.0%	\$45,000.00	100.0%
	BOISE VALLEY HABITAT FOR HUMANITY, INC.	CR	\$45,000.00	\$45,000.00	--	100.0%	\$45,000.00	100.0%
	COMMUNITY HOUSE, INC.	CR	\$1,650.00	\$1,650.00	--	100.0%	\$1,650.00	100.0%
	Fund Type Total for 1999	CR	\$91,650.00	\$91,650.00	\$0.00	100.0%	\$91,650.00	100.0%
Total For 1999 Funds (CR+CC+CL)			\$91,650.00					
Total For 1999 Funds (CO)			\$0.00					

Funds Subgranted To CHDOS

Fiscal Year	CHDO Name	Fund Type	Amount	Amount	Balance	%	Amount	%
			Reserved	Committed	to	Committed	Disbursed	Disbursed
1998	BOISE NEIGHBORHOOD HOUSING SERVICES, INC	CR	\$45,000.00	\$45,000.00	--	100.0%	\$45,000.00	100.0%
	BOISE VALLEY HABITAT FOR HUMANITY, INC.	CR	\$39,900.00	\$39,900.00	--	100.0%	\$39,900.00	100.0%
	Fund Type Total for 1998	CR	\$84,900.00	\$84,900.00	\$0.00	100.0%	\$84,900.00	100.0%
Total For 1998 Funds (CR+CC+CL)			\$84,900.00					
Total For 1998 Funds (CO)			\$0.00					

Funds Subgranted To CHDOS

Fiscal Year	CHDO Name	Fund Type	Amount	Amount	Balance	%	Amount	%
			Reserved	Committed	to	Committed	Disbursed	Disbursed
1997	BOISE NEIGHBORHOOD HOUSING SERVICES, INC	CR	\$79,650.00	\$79,650.00	--	100.0%	\$79,650.00	100.0%
	Fund Type Total for 1997	CR	\$79,650.00	\$79,650.00	\$0.00	100.0%	\$79,650.00	100.0%
Total For 1997 Funds (CR+CC+CL)			\$79,650.00					
Total For 1997 Funds (CO)			\$0.00					



U.S. Department of Housing and Urban Development
 Office of Community Planning and Development
 Integrated Disbursement and Information System
 PR 25 - Status of CHDO Funds by Fiscal Year Report
 BOISE, ID

DATE: 12-05-18
 TIME: 16:34
 PAGE: 7

Funds Subgranted To CHDOS

Fiscal Year	CHDO Name	Fund Type	Amount Reserved	Amount Committed	Balance to Commit	% Committed Reserved	Amount Disbursed	% Disbursed Committed
1996	BOISE NEIGHBORHOOD HOUSING SERVICES, INC	CR	\$81,150.00	\$81,150.00	--	100.0%	\$81,150.00	100.0%
Fund Type Total for 1996			\$81,150.00	\$81,150.00	\$0.00	100.0%	\$81,150.00	100.0%
Total For 1996 Funds (CR+CC+CL)			\$81,150.00					
Total For 1996 Funds (CO)			\$0.00					

Funds Subgranted To CHDOS

Fiscal Year	CHDO Name	Fund Type	Amount Reserved	Amount Committed	Balance to Commit	% Committed Reserved	Amount Disbursed	% Disbursed Committed
1995	BOISE NEIGHBORHOOD HOUSING SERVICES, INC	CR	\$79,200.00	\$79,200.00	--	100.0%	\$79,200.00	100.0%
Fund Type Total for 1995			\$79,200.00	\$79,200.00	\$0.00	100.0%	\$79,200.00	100.0%
Total For 1995 Funds (CR+CC+CL)			\$79,200.00					
Total For 1995 Funds (CO)			\$0.00					

Funds Subgranted To CHDOS

Fiscal Year	CHDO Name	Fund Type	Amount Reserved	Amount Committed	Balance to Commit	% Committed Reserved	Amount Disbursed	% Disbursed Committed
1994	BOISE NEIGHBORHOOD HOUSING SERVICES, INC	CR	\$73,350.00	\$73,350.00	--	100.0%	\$73,350.00	100.0%
Fund Type Total for 1994			\$73,350.00	\$73,350.00	\$0.00	100.0%	\$73,350.00	100.0%
Total For 1994 Funds (CR+CC+CL)			\$73,350.00					
Total For 1994 Funds (CO)			\$0.00					

Funds Subgranted To CHDOS

Fiscal Year	CHDO Name	Fund Type	Amount Reserved	Amount Committed	Balance to Commit	% Committed Reserved	Amount Disbursed	% Disbursed Committed
1993	BOISE NEIGHBORHOOD HOUSING SERVICES, INC	CR	\$52,950.00	\$52,950.00	--	100.0%	\$52,950.00	100.0%
Fund Type Total for 1993			\$52,950.00	\$52,950.00	\$0.00	100.0%	\$52,950.00	100.0%
Total For 1993 Funds (CR+CC+CL)			\$52,950.00					
Total For 1993 Funds (CO)			\$0.00					



U.S. Department of Housing and Urban Development
 Office of Community Planning and Development
 Integrated Disbursement and Information System
 PR 25 - Status of CHDO Funds by Fiscal Year Report
 BOISE, ID

DATE: 12-05-18
 TIME: 16:34
 PAGE: 8

Funds Subgranted To CHDOS

Fiscal Year	CHDO Name	Fund Type	Amount Reserved	Amount Committed	Balance to Commit	% Committed Reserved	Amount Disbursed	% Disbursed Committed
1992	BOISE NEIGHBORHOOD HOUSING SERVICES, INC	CR	\$112,500.00	\$112,500.00	--	100.0%	\$112,500.00	100.0%
Fund Type Total for 1992		CR	\$112,500.00	\$112,500.00	\$0.00	100.0%	\$112,500.00	100.0%
Total For 1992 Funds (CR+CC+CL)			\$112,500.00					
Total For 1992 Funds (CO)			\$0.00					
Total For All Years (Subgranted to CHDOS)			\$3,698,007.08					
Total For All Years (Not Subgranted to CHDOS)			\$249,715.56					
Grand Total			\$3,947,722.64					

CDBG FINANCIAL SUMMARY REPORT

IDIS—PR26



Office of Community Planning and Development
 U.S. Department of Housing and Urban Development
 Integrated Disbursement and Information System
 PR26 - CDBG Financial Summary Report
 Program Year 2017
 BOISE , ID

DATE: 12-05-18
 TIME: 16:36
 PAGE: 1

PART I: SUMMARY OF CDBG RESOURCES

01 UNEXPENDED CDBG FUNDS AT END OF PREVIOUS PROGRAM YEAR	2,632,833.97
02 ENTITLEMENT GRANT	1,290,612.00
03 SURPLUS URBAN RENEWAL	0.00
04 SECTION 108 GUARANTEED LOAN FUNDS	0.00
05 CURRENT YEAR PROGRAM INCOME	743,607.15
05a CURRENT YEAR SECTION 108 PROGRAM INCOME (FOR SI TYPE)	0.00
06 FUNDS RETURNED TO THE LINE-OF-CREDIT	0.00
06a FUNDS RETURNED TO THE LOCAL CDBG ACCOUNT	0.00
07 ADJUSTMENT TO COMPUTE TOTAL AVAILABLE	0.00
08 TOTAL AVAILABLE (SUM, LINES 01-07)	4,667,053.12

PART II: SUMMARY OF CDBG EXPENDITURES

09 DISBURSEMENTS OTHER THAN SECTION 108 REPAYMENTS AND PLANNING/ADMINISTRATION	2,339,488.88
10 ADJUSTMENT TO COMPUTE TOTAL AMOUNT SUBJECT TO LOW/MOD BENEFIT	0.00
11 AMOUNT SUBJECT TO LOW/MOD BENEFIT (LINE 09 + LINE 10)	2,339,488.88
12 DISBURSED IN IDIS FOR PLANNING/ADMINISTRATION	218,991.58
13 DISBURSED IN IDIS FOR SECTION 108 REPAYMENTS	0.00
14 ADJUSTMENT TO COMPUTE TOTAL EXPENDITURES	0.00
15 TOTAL EXPENDITURES (SUM, LINES 11-14)	2,558,480.46
16 UNEXPENDED BALANCE (LINE 08 - LINE 15)	2,108,572.66

PART III: LOWMOD BENEFIT THIS REPORTING PERIOD

17 EXPENDED FOR LOW/MOD HOUSING IN SPECIAL AREAS	0.00
18 EXPENDED FOR LOW/MOD MULTI-UNIT HOUSING	1,117,525.79
19 DISBURSED FOR OTHER LOW/MOD ACTIVITIES	1,221,963.09
20 ADJUSTMENT TO COMPUTE TOTAL LOW/MOD CREDIT	0.00
21 TOTAL LOW/MOD CREDIT (SUM, LINES 17-20)	2,339,488.88
22 PERCENT LOW/MOD CREDIT (LINE 21/LINE 11)	100.00%

LOW/MOD BENEFIT FOR MULTI-YEAR CERTIFICATIONS

23 PROGRAM YEARS(PY) COVERED IN CERTIFICATION	PY: PY: PY:
24 CUMULATIVE NET EXPENDITURES SUBJECT TO LOW/MOD BENEFIT CALCULATION	0.00
25 CUMULATIVE EXPENDITURES BENEFITING LOW/MOD PERSONS	0.00
26 PERCENT BENEFIT TO LOW/MOD PERSONS (LINE 25/LINE 24)	0.00%

PART IV: PUBLIC SERVICE (PS) CAP CALCULATIONS

27 DISBURSED IN IDIS FOR PUBLIC SERVICES	248,305.38
28 PS UNLIQUIDATED OBLIGATIONS AT END OF CURRENT PROGRAM YEAR	0.00
29 PS UNLIQUIDATED OBLIGATIONS AT END OF PREVIOUS PROGRAM YEAR	0.00
30 ADJUSTMENT TO COMPUTE TOTAL PS OBLIGATIONS	0.00
31 TOTAL PS OBLIGATIONS (LINE 27 + LINE 28 - LINE 29 + LINE 30)	248,305.38
32 ENTITLEMENT GRANT	1,290,612.00
33 PRIOR YEAR PROGRAM INCOME	801,997.82
34 ADJUSTMENT TO COMPUTE TOTAL SUBJECT TO PS CAP	0.00
35 TOTAL SUBJECT TO PS CAP (SUM, LINES 32-34)	2,092,609.82
36 PERCENT FUNDS OBLIGATED FOR PS ACTIVITIES (LINE 31/LINE 35)	11.87%

PART V: PLANNING AND ADMINISTRATION (PA) CAP

37 DISBURSED IN IDIS FOR PLANNING/ADMINISTRATION	218,991.58
38 PA UNLIQUIDATED OBLIGATIONS AT END OF CURRENT PROGRAM YEAR	0.00
39 PA UNLIQUIDATED OBLIGATIONS AT END OF PREVIOUS PROGRAM YEAR	0.00
40 ADJUSTMENT TO COMPUTE TOTAL PA OBLIGATIONS	0.00
41 TOTAL PA OBLIGATIONS (LINE 37 + LINE 38 - LINE 39 +LINE 40)	218,991.58
42 ENTITLEMENT GRANT	1,290,612.00
43 CURRENT YEAR PROGRAM INCOME	743,607.15
44 ADJUSTMENT TO COMPUTE TOTAL SUBJECT TO PA CAP	0.00
45 TOTAL SUBJECT TO PA CAP (SUM, LINES 42-44)	2,034,219.15
46 PERCENT FUNDS OBLIGATED FOR PA ACTIVITIES (LINE 41/LINE 45)	10.77%



Office of Community Planning and Development
 U.S. Department of Housing and Urban Development
 Integrated Disbursement and Information System
 PR26 - CDBG Financial Summary Report
 Program Year 2017
 BOISE , ID

DATE: 12-05-18
 TIME: 16:36
 PAGE: 2

LINE 17 DETAIL: ACTIVITIES TO CONSIDER IN DETERMINING THE AMOUNT TO ENTER ON LINE 17

Report returned no data.

LINE 18 DETAIL: ACTIVITIES TO CONSIDER IN DETERMINING THE AMOUNT TO ENTER ON LINE 18

Plan Year	IDIS Project	IDIS Activity	Activity Name	Matrix Code	National Objective	Drawn Amount
2016	9	1097	Multi Family Home Improvement #2	14B	LMH	\$7,439.24
2016	9	1098	Multi Family Home Improvement #3	14B	LMH	\$355,147.11
2017	13	1118	Multi Family Remodel Improvement - Vista	14B	LMH	\$376,949.11
2017	13	1119	Home Improvement Rehab - Boulevard Motel	14B	LMH	\$347,930.05
				14B	Matrix Code	\$1,087,465.51
2016	19	1085	Multi-Family Home Improvement Project Delivery	14H	LMH	\$10,786.34
2017	15	1121	Multi-Family Project Delivery	14H	LMH	\$19,273.94
				14H	Matrix Code	\$30,060.28
Total						\$1,117,525.79

LINE 19 DETAIL: ACTIVITIES INCLUDED IN THE COMPUTATION OF LINE 19

Plan Year	IDIS Project	IDIS Activity	Voucher Number	Activity Name	Matrix Code	National Objective	Drawn Amount
2017	23	1125	6201562	Neighborhood Facility - Hillcrest Elementary ADA Playground Equipment	03E	LMA	\$61,400.00
					03E	Matrix Code	\$61,400.00
2017	17	1110	6117482	Women's and Children's Alliance Counseling	05G	LMC	\$16,381.83
2017	17	1110	6139268	Women's and Children's Alliance Counseling	05G	LMC	\$9,512.81
2017	17	1110	6146729	Women's and Children's Alliance Counseling	05G	LMC	\$5,857.27
2017	17	1110	6161584	Women's and Children's Alliance Counseling	05G	LMC	\$5,634.97
2017	17	1110	6169720	Women's and Children's Alliance Counseling	05G	LMC	\$5,646.09
2017	17	1110	6174364	Women's and Children's Alliance Counseling	05G	LMC	\$5,612.74
2017	17	1110	6190798	Women's and Children's Alliance Counseling	05G	LMC	\$6,352.45
2017	17	1110	6198239	Women's and Children's Alliance Counseling	05G	LMC	\$5,558.87
2017	17	1110	6200172	Women's and Children's Alliance Counseling	05G	LMC	\$2,442.97
					05G	Matrix Code	\$63,000.00
2017	9	1112	6117491	Early Learning ChildCare Scholarships	05L	LMC	\$7,736.00
2017	9	1112	6139369	Early Learning ChildCare Scholarships	05L	LMC	\$5,166.00
2017	9	1112	6146739	Early Learning ChildCare Scholarships	05L	LMC	\$2,583.00
2017	9	1112	6161587	Early Learning ChildCare Scholarships	05L	LMC	\$2,583.00
2017	9	1112	6169730	Early Learning ChildCare Scholarships	05L	LMC	\$2,583.00
2017	9	1112	6174368	Early Learning ChildCare Scholarships	05L	LMC	\$2,465.00
2017	9	1112	6190802	Early Learning ChildCare Scholarships	05L	LMC	\$2,873.00
2017	9	1112	6198245	Early Learning ChildCare Scholarships	05L	LMC	\$2,506.00
2017	9	1112	6200186	Early Learning ChildCare Scholarships	05L	LMC	\$2,505.00
					05L	Matrix Code	\$31,000.00
2017	8	1113	6117487	Terry Reilly Boise Clinic	05M	LMC	\$20,781.00
2017	8	1113	6139269	Terry Reilly Boise Clinic	05M	LMC	\$13,854.00
2017	8	1113	6146746	Terry Reilly Boise Clinic	05M	LMC	\$6,927.00
2017	8	1113	6161593	Terry Reilly Boise Clinic	05M	LMC	\$6,927.00
2017	8	1113	6169728	Terry Reilly Boise Clinic	05M	LMC	\$6,927.00
2017	8	1113	6174374	Terry Reilly Boise Clinic	05M	LMC	\$6,927.00
2017	8	1113	6190805	Terry Reilly Boise Clinic	05M	LMC	\$6,927.00
2017	8	1113	6198247	Terry Reilly Boise Clinic	05M	LMC	\$6,927.00
2017	8	1113	6200191	Terry Reilly Boise Clinic	05M	LMC	\$6,927.00
					05M	Matrix Code	\$83,124.00
2017	10	1111	6139370	Jesse Tree ERMA	05Q	LMC	\$22,224.12
2017	10	1111	6146732	Jesse Tree ERMA	05Q	LMC	\$4,786.29
2017	10	1111	6161586	Jesse Tree ERMA	05Q	LMC	\$1,503.57



Office of Community Planning and Development
 U.S. Department of Housing and Urban Development
 Integrated Disbursement and Information System
 PR26 - CDBG Financial Summary Report
 Program Year 2017
 BOISE , ID

DATE: 12-05-18
 TIME: 16:36
 PAGE: 3

Plan Year	IDIS Project	IDIS Activity	Voucher Number	Activity Name	Matrix Code	National Objective	Drawn Amount
2017	10	1111	6169736	Jesse Tree ERMA	05Q	LMC	\$1,384.00
2017	10	1111	6174366	Jesse Tree ERMA	05Q	LMC	\$1,637.40
2017	10	1111	6190800	Jesse Tree ERMA	05Q	LMC	\$2,392.20
2017	10	1111	6198243	Jesse Tree ERMA	05Q	LMC	\$749.60
2017	10	1111	6200184	Jesse Tree ERMA	05Q	LMC	\$3,504.20
					05Q	Matrix Code	\$38,181.38
2017	18	1109	6117485	Salvation Army Case Management and Group Education	05Z	LMC	\$8,463.14
2017	18	1109	6139368	Salvation Army Case Management and Group Education	05Z	LMC	\$4,976.95
2017	18	1109	6146715	Salvation Army Case Management and Group Education	05Z	LMC	\$5,261.19
2017	18	1109	6146726	Salvation Army Case Management and Group Education	05Z	LMC	\$1,247.66
2017	18	1109	6161579	Salvation Army Case Management and Group Education	05Z	LMC	\$2,478.43
2017	18	1109	6169725	Salvation Army Case Management and Group Education	05Z	LMC	\$2,847.91
2017	18	1109	6174362	Salvation Army Case Management and Group Education	05Z	LMC	\$2,070.44
2017	18	1109	6190793	Salvation Army Case Management and Group Education	05Z	LMC	\$533.40
2017	18	1109	6198204	Salvation Army Case Management and Group Education	05Z	LMC	\$2,437.87
2017	18	1109	6200161	Salvation Army Case Management and Group Education	05Z	LMC	\$2,683.01
					05Z	Matrix Code	\$33,000.00
2017	14	1120	6142880	Homebuyer #1	13B	LMH	\$47,600.00
2017	14	1122	6162417	Homebuyer #2	13B	LMH	\$50,000.00
					13B	Matrix Code	\$97,600.00
2017	15	1105	6115990	Home Improvement #1	14A	LMH	\$94,257.34
2017	15	1105	6126529	Home Improvement #1	14A	LMH	\$21,700.00
2017	15	1105	6162416	Home Improvement #1	14A	LMH	\$4,042.66
2017	15	1116	6127958	Home Improvement #2	14A	LMH	\$6,990.00
2017	15	1123	6176525	Home Improvement #4	14A	LMH	\$122,122.36
2017	15	1123	6182406	Home Improvement #4	14A	LMH	\$680.40
2017	15	1123	6190790	Home Improvement #4	14A	LMH	\$1,697.50
2017	15	1124	6175309	Home Improvement #3	14A	LMH	\$56,202.31
2017	15	1124	6182405	Home Improvement #3	14A	LMH	\$547.69
2017	15	1124	6201561	Home Improvement #3	14A	LMH	\$1,250.00
2017	15	1126	6176521	Home Improvement #5	14A	LMH	\$114,834.25
2017	15	1126	6182407	Home Improvement #5	14A	LMH	\$777.13
2017	15	1126	6190788	Home Improvement #5	14A	LMH	\$6,250.00
2017	15	1128	6190784	Home Improvement #6	14A	LMH	\$10,877.00
2017	15	1128	6201553	Home Improvement #6	14A	LMH	\$122.00
					14A	Matrix Code	\$442,350.64
2017	21	1108	6120202	Home Improvement Project Delivery	14H	LMH	\$66,725.45
2017	21	1108	6127752	Home Improvement Project Delivery	14H	LMH	\$26,218.36
2017	21	1108	6136026	Home Improvement Project Delivery	14H	LMH	\$21,199.23
2017	21	1108	6143228	Home Improvement Project Delivery	14H	LMH	\$22,862.97
2017	21	1108	6155671	Home Improvement Project Delivery	14H	LMH	\$18,934.60
2017	21	1108	6162763	Home Improvement Project Delivery	14H	LMH	\$31,291.20
2017	21	1108	6183702	Home Improvement Project Delivery	14H	LMH	\$32,173.28
2017	21	1108	6191101	Home Improvement Project Delivery	14H	LMH	\$16,854.36
2017	21	1108	6202575	Home Improvement Project Delivery	14H	LMH	\$17,739.67
2017	21	1108	6206123	Home Improvement Project Delivery	14H	LMH	\$25,605.62
					14H	Matrix Code	\$279,604.74
2014	5	1023	6124111	Tenant-based Rental Assistance	14J	LMH	\$1,765.08
2014	5	1023	6139376	Tenant-based Rental Assistance	14J	LMH	\$1,169.36
2014	5	1023	6153008	Tenant-based Rental Assistance	14J	LMH	\$396.08
2014	5	1023	6161574	Tenant-based Rental Assistance	14J	LMH	\$338.31
2014	5	1023	6169705	Tenant-based Rental Assistance	14J	LMH	\$98.13
2014	5	1023	6182537	Tenant-based Rental Assistance	14J	LMH	\$340.62
2014	5	1023	6190822	Tenant-based Rental Assistance	14J	LMH	\$233.36
2014	5	1023	6192714	Tenant-based Rental Assistance	14J	LMH	\$162.61
2014	5	1023	6200155	Tenant-based Rental Assistance	14J	LMH	\$286.87



Office of Community Planning and Development
 U.S. Department of Housing and Urban Development
 Integrated Disbursement and Information System
 PR26 - CDBG Financial Summary Report
 Program Year 2017
 BOISE , ID

DATE: 12-05-18
 TIME: 16:36
 PAGE: 4

Plan Year	IDIS Project	IDIS Activity	Voucher Number	Activity Name	Matrix Code	National Objective	Drawn Amount
2017	14	1115	6120211	Homeownership Loan Program Project Delivery	14J	LMH	\$15,702.15
2017	14	1115	6127628	Homeownership Loan Program Project Delivery	14J	LMH	\$7,538.25
2017	14	1115	6136022	Homeownership Loan Program Project Delivery	14J	LMH	\$5,573.59
2017	14	1115	6143215	Homeownership Loan Program Project Delivery	14J	LMH	\$12,872.97
2017	14	1115	6154770	Homeownership Loan Program Project Delivery	14J	LMH	\$6,869.53
2017	14	1115	6162758	Homeownership Loan Program Project Delivery	14J	LMH	\$6,322.98
2017	14	1115	6172235	Homeownership Loan Program Project Delivery	14J	LMH	\$11,893.09
2017	14	1115	6183706	Homeownership Loan Program Project Delivery	14J	LMH	\$7,719.45
2017	14	1115	6191104	Homeownership Loan Program Project Delivery	14J	LMH	\$7,674.57
2017	14	1115	6202576	Homeownership Loan Program Project Delivery	14J	LMH	\$5,745.33
						Matrix Code	<u>\$92,702.33</u>
Total							\$1,221,963.09

LINE 27 DETAIL: ACTIVITIES INCLUDED IN THE COMPUTATION OF LINE 27

Plan Year	IDIS Project	IDIS Activity	Voucher Number	Activity Name	Matrix Code	National Objective	Drawn Amount
2017	17	1110	6117482	Women's and Children's Alliance Counseling	05G	LMC	\$16,381.83
2017	17	1110	6139268	Women's and Children's Alliance Counseling	05G	LMC	\$9,512.81
2017	17	1110	6146729	Women's and Children's Alliance Counseling	05G	LMC	\$5,857.27
2017	17	1110	6161584	Women's and Children's Alliance Counseling	05G	LMC	\$5,634.97
2017	17	1110	6169720	Women's and Children's Alliance Counseling	05G	LMC	\$5,646.09
2017	17	1110	6174364	Women's and Children's Alliance Counseling	05G	LMC	\$5,612.74
2017	17	1110	6190798	Women's and Children's Alliance Counseling	05G	LMC	\$6,352.45
2017	17	1110	6198239	Women's and Children's Alliance Counseling	05G	LMC	\$5,558.87
2017	17	1110	6200172	Women's and Children's Alliance Counseling	05G	LMC	\$2,442.97
						Matrix Code	<u>\$63,000.00</u>
2017	9	1112	6117491	Early Learning ChildCare Scholarships	05L	LMC	\$7,736.00
2017	9	1112	6139369	Early Learning ChildCare Scholarships	05L	LMC	\$5,166.00
2017	9	1112	6146739	Early Learning ChildCare Scholarships	05L	LMC	\$2,583.00
2017	9	1112	6161587	Early Learning ChildCare Scholarships	05L	LMC	\$2,583.00
2017	9	1112	6169730	Early Learning ChildCare Scholarships	05L	LMC	\$2,583.00
2017	9	1112	6174368	Early Learning ChildCare Scholarships	05L	LMC	\$2,465.00
2017	9	1112	6190802	Early Learning ChildCare Scholarships	05L	LMC	\$2,873.00
2017	9	1112	6198245	Early Learning ChildCare Scholarships	05L	LMC	\$2,506.00
2017	9	1112	6200186	Early Learning ChildCare Scholarships	05L	LMC	\$2,505.00
						Matrix Code	<u>\$31,000.00</u>
2017	8	1113	6117487	Terry Reilly Boise Clinic	05M	LMC	\$20,781.00
2017	8	1113	6139269	Terry Reilly Boise Clinic	05M	LMC	\$13,854.00
2017	8	1113	6146746	Terry Reilly Boise Clinic	05M	LMC	\$6,927.00
2017	8	1113	6161593	Terry Reilly Boise Clinic	05M	LMC	\$6,927.00
2017	8	1113	6169728	Terry Reilly Boise Clinic	05M	LMC	\$6,927.00
2017	8	1113	6174374	Terry Reilly Boise Clinic	05M	LMC	\$6,927.00
2017	8	1113	6190805	Terry Reilly Boise Clinic	05M	LMC	\$6,927.00
2017	8	1113	6198247	Terry Reilly Boise Clinic	05M	LMC	\$6,927.00
2017	8	1113	6200191	Terry Reilly Boise Clinic	05M	LMC	\$6,927.00
						Matrix Code	<u>\$83,124.00</u>
2017	10	1111	6139370	Jesse Tree ERMA	05Q	LMC	\$22,224.12
2017	10	1111	6146732	Jesse Tree ERMA	05Q	LMC	\$4,786.29
2017	10	1111	6161586	Jesse Tree ERMA	05Q	LMC	\$1,503.57
2017	10	1111	6169736	Jesse Tree ERMA	05Q	LMC	\$1,384.00
2017	10	1111	6174366	Jesse Tree ERMA	05Q	LMC	\$1,637.40
2017	10	1111	6190800	Jesse Tree ERMA	05Q	LMC	\$2,392.20
2017	10	1111	6198243	Jesse Tree ERMA	05Q	LMC	\$749.60
2017	10	1111	6200184	Jesse Tree ERMA	05Q	LMC	\$3,504.20
						Matrix Code	<u>\$38,181.38</u>



Office of Community Planning and Development
 U.S. Department of Housing and Urban Development
 Integrated Disbursement and Information System
 PR26 - CDBG Financial Summary Report
 Program Year 2017
 BOISE , ID

DATE: 12-05-18
 TIME: 16:36
 PAGE: 5

Plan Year	IDIS Project	IDIS Activity	Voucher Number	Activity Name	Matrix Code	National Objective	Drawn Amount
2017	18	1109	6117485	Salvation Army Case Management and Group Education	05Z	LMC	\$8,463.14
2017	18	1109	6139368	Salvation Army Case Management and Group Education	05Z	LMC	\$4,976.95
2017	18	1109	6146715	Salvation Army Case Management and Group Education	05Z	LMC	\$5,261.19
2017	18	1109	6146726	Salvation Army Case Management and Group Education	05Z	LMC	\$1,247.66
2017	18	1109	6161579	Salvation Army Case Management and Group Education	05Z	LMC	\$2,478.43
2017	18	1109	6169725	Salvation Army Case Management and Group Education	05Z	LMC	\$2,847.91
2017	18	1109	6174362	Salvation Army Case Management and Group Education	05Z	LMC	\$2,070.44
2017	18	1109	6190793	Salvation Army Case Management and Group Education	05Z	LMC	\$533.40
2017	18	1109	6198204	Salvation Army Case Management and Group Education	05Z	LMC	\$2,437.87
2017	18	1109	6200161	Salvation Army Case Management and Group Education	05Z	LMC	\$2,683.01
					05Z	Matrix Code	<u>\$33,000.00</u>
Total							\$248,305.38

LINE 37 DETAIL: ACTIVITIES INCLUDED IN THE COMPUTATION OF LINE 37

Plan Year	IDIS Project	IDIS Activity	Voucher Number	Activity Name	Matrix Code	National Objective	Drawn Amount
2017	16	1107	6120029	CDBG Program Administration	21A		\$57,802.77
2017	16	1107	6127540	CDBG Program Administration	21A		\$29,988.77
2017	16	1107	6136021	CDBG Program Administration	21A		\$18,249.70
2017	16	1107	6143206	CDBG Program Administration	21A		\$15,928.82
2017	16	1107	6154626	CDBG Program Administration	21A		\$18,213.49
2017	16	1107	6162577	CDBG Program Administration	21A		\$21,989.03
2017	16	1107	6172594	CDBG Program Administration	21A		\$13,023.95
2017	16	1107	6183684	CDBG Program Administration	21A		\$20,932.73
2017	16	1107	6190780	CDBG Program Administration	21A		\$1,105.75
2017	16	1107	6191094	CDBG Program Administration	21A		\$6,657.57
2017	16	1107	6204404	CDBG Program Administration	21A		\$15,099.00
					21A	Matrix Code	<u>\$218,991.58</u>
Total							\$218,991.58

STATUS OF HOME GRANTS

IDIS—PR27



U.S. Department of Housing and Urban Development
 Office of Community Planning and Development
 Integrated Disbursement and Information System
 Status of HOME Grants
 BOISE

DATE: 12-05-18
 TIME: 18:30
 PAGE: 1

IDIS - PR27

Commitments from Authorized Funds

Fiscal Year	Total Authorization	Admin/CHDO OP Authorization	CR/CL/CC – Amount Committed to CHDOS	% CHDO Cmtd	SU Funds-Subgrants to Other Entities	EN Funds-PJ Committed to Activities	Total Authorized Commitments	% of Auth Cmtd
1992	\$538,000.00	\$17,733.00	\$112,500.00	20.9%	\$0.00	\$407,767.00	\$538,000.00	100.0%
1993	\$353,000.00	\$35,300.00	\$52,950.00	15.0%	\$0.00	\$264,750.00	\$353,000.00	100.0%
1994	\$489,000.00	\$48,900.00	\$73,350.00	15.0%	\$0.00	\$366,750.00	\$489,000.00	100.0%
1995	\$528,000.00	\$16,041.00	\$79,200.00	15.0%	\$0.00	\$432,759.00	\$528,000.00	100.0%
1996	\$541,000.00	\$8,115.00	\$81,150.00	15.0%	\$0.00	\$451,735.00	\$541,000.00	100.0%
1997	\$531,000.00	\$44,734.00	\$79,650.00	15.0%	\$0.00	\$406,616.00	\$531,000.00	100.0%
1998	\$566,000.00	\$32,100.00	\$84,900.00	15.0%	\$0.00	\$449,000.00	\$566,000.00	100.0%
1999	\$611,000.00	\$61,100.00	\$91,650.00	15.0%	\$0.00	\$458,250.00	\$611,000.00	100.0%
2000	\$614,000.00	\$61,000.00	\$92,100.00	15.0%	\$0.00	\$460,900.00	\$614,000.00	100.0%
2001	\$697,000.00	\$11,000.00	\$104,700.00	15.0%	\$0.00	\$581,300.00	\$697,000.00	100.0%
2002	\$694,000.00	\$69,400.00	\$104,100.00	15.0%	\$0.00	\$520,500.00	\$694,000.00	100.0%
2003	\$915,684.00	\$125,456.21	\$137,352.60	15.0%	\$0.00	\$652,875.19	\$915,684.00	100.0%
2004	\$1,032,546.00	\$193,948.82	\$137,180.55	13.2%	\$0.00	\$701,416.63	\$1,032,546.00	100.0%
2005	\$906,406.00	\$157,397.85	\$291,995.05	32.2%	\$0.00	\$457,013.10	\$906,406.00	100.0%
2006	\$835,998.00	\$147,496.25	\$245,502.30	29.3%	\$0.00	\$442,999.45	\$835,998.00	100.0%
2007	\$831,263.00	\$106,692.42	\$162,614.00	19.5%	\$0.00	\$561,956.58	\$831,263.00	100.0%
2008	\$788,730.00	\$104,705.74	\$0.00	0.0%	\$0.00	\$684,024.26	\$788,730.00	100.0%
2009	\$870,268.00	\$106,001.07	\$130,540.20	15.0%	\$0.00	\$633,726.73	\$870,268.00	100.0%
2010	\$863,928.00	\$107,869.96	\$287,401.29	33.2%	\$0.00	\$468,656.75	\$863,928.00	100.0%
2011	\$758,622.00	\$103,858.54	\$113,793.30	15.0%	\$0.00	\$540,970.16	\$758,622.00	100.0%
2012	\$552,796.00	\$55,279.60	\$82,919.40	15.0%	\$0.00	\$414,597.00	\$552,796.00	100.0%
2013	\$547,469.00	\$54,746.90	\$140,753.25	25.7%	\$0.00	\$351,968.85	\$547,469.00	100.0%
2014	\$595,342.00	\$59,534.20	\$390,977.34	65.6%	\$0.00	\$0.00	\$450,511.54	75.6%
2015	\$550,114.00	\$55,011.40	\$82,517.10	15.0%	\$0.00	\$157,931.35	\$295,459.85	53.7%
2016	\$583,007.00	\$58,300.70	\$343,589.36	58.9%	\$0.00	\$0.00	\$401,890.06	68.9%
2017	\$576,108.00	\$57,610.80	\$86,416.20	15.0%	\$0.00	\$0.00	\$144,027.00	25.0%
2018	\$809,234.00	\$80,923.40	\$0.00	0.0%	\$0.00	\$0.00	\$80,923.40	9.9%
Total	\$18,179,515.00	\$1,980,256.86	\$3,589,801.94	19.7%	\$0.00	\$10,868,463.05	\$16,438,521.85	90.4%



U.S. Department of Housing and Urban Development
 Office of Community Planning and Development
 Integrated Disbursement and Information System
 Status of HOME Grants
 BOISE

DATE: 12-05-18
 TIME: 18:30
 PAGE: 2

IDIS - PR27

Program Income (PI)

Program Year	Total Receipts	Amount Suballocated to PA	Amount Committed to Activities	% Committed	Net Disbursed	Disbursed Pending Approval	Total Disbursed	% Disbursed
1992	\$0.00	N/A	\$0.00	0.0%	\$0.00	\$0.00	\$0.00	0.0%
1993	\$0.00	N/A	\$0.00	0.0%	\$0.00	\$0.00	\$0.00	0.0%
1994	\$0.00	N/A	\$0.00	0.0%	\$0.00	\$0.00	\$0.00	0.0%
1995	\$0.00	N/A	\$0.00	0.0%	\$0.00	\$0.00	\$0.00	0.0%
1996	\$0.00	N/A	\$0.00	0.0%	\$0.00	\$0.00	\$0.00	0.0%
1997	\$25,000.00	N/A	\$25,000.00	100.0%	\$25,000.00	\$0.00	\$25,000.00	100.0%
1998	\$193,000.00	N/A	\$193,000.00	100.0%	\$193,000.00	\$0.00	\$193,000.00	100.0%
1999	\$45,969.95	N/A	\$45,969.95	100.0%	\$45,969.95	\$0.00	\$45,969.95	100.0%
2000	\$0.00	N/A	\$0.00	0.0%	\$0.00	\$0.00	\$0.00	0.0%
2001	\$182,246.50	N/A	\$182,246.50	100.0%	\$182,246.50	\$0.00	\$182,246.50	100.0%
2002	\$491,297.50	N/A	\$491,297.50	100.0%	\$491,297.50	\$0.00	\$491,297.50	100.0%
2003	\$914,775.38	N/A	\$914,775.38	100.0%	\$914,775.38	\$0.00	\$914,775.38	100.0%
2004	\$1,103,542.01	N/A	\$1,103,542.01	100.0%	\$1,103,542.01	\$0.00	\$1,103,542.01	100.0%
2005	\$606,231.91	N/A	\$606,231.91	100.0%	\$606,231.91	\$0.00	\$606,231.91	100.0%
2006	\$510,657.79	N/A	\$510,657.79	100.0%	\$510,657.79	\$0.00	\$510,657.79	100.0%
2007	\$437,339.66	N/A	\$437,339.66	100.0%	\$437,339.66	\$0.00	\$437,339.66	100.0%
2008	\$415,390.96	N/A	\$415,390.96	100.0%	\$415,390.96	\$0.00	\$415,390.96	100.0%
2009	\$220,769.18	N/A	\$220,769.18	100.0%	\$220,769.18	\$0.00	\$220,769.18	100.0%
2010	\$334,725.16	N/A	\$334,725.16	100.0%	\$334,725.16	\$0.00	\$334,725.16	100.0%
2011	\$349,826.58	N/A	\$349,826.58	100.0%	\$349,826.58	\$0.00	\$349,826.58	100.0%
2012	\$608,073.24	\$35,631.64	\$572,441.60	100.0%	\$572,441.60	\$0.00	\$572,441.60	100.0%
2013	\$890,641.48	\$72,155.07	\$818,486.41	100.0%	\$818,486.41	\$0.00	\$818,486.41	100.0%
2014	\$1,040,409.66	\$57,340.73	\$983,068.93	100.0%	\$983,068.93	\$0.00	\$983,068.93	100.0%
2015	\$615,683.70	\$61,568.37	\$554,115.33	100.0%	\$345,358.15	\$0.00	\$345,358.15	62.3%
2016	\$879,726.01	\$87,972.60	\$769,726.78	97.2%	\$27,756.39	\$0.00	\$27,756.39	3.5%
2017	\$521,602.48	\$52,160.25	\$0.00	0.0%	\$0.00	\$0.00	\$0.00	0.0%
2018	\$31,694.16	\$0.00	\$0.00	0.0%	\$0.00	\$0.00	\$0.00	0.0%
Total	\$10,418,603.31	\$366,828.66	\$9,528,611.63	94.7%	\$8,577,884.06	\$0.00	\$8,577,884.06	85.3%



U.S. Department of Housing and Urban Development
 Office of Community Planning and Development
 Integrated Disbursement and Information System
 Status of HOME Grants
 BOISE

DATE: 12-05-18
 TIME: 18:30
 PAGE: 3

IDIS - PR27

Program Income for Administration (PA)

Program Year	Authorized Amount	Amount Committed to Activities	% Committed	Net Disbursed	Disbursed Pending Approval	Total Disbursed	% Disbursed
2012	\$35,631.64	\$35,631.64	100.0%	\$35,631.64	\$0.00	\$35,631.64	100.0%
2013	\$72,155.07	\$72,155.07	100.0%	\$72,155.07	\$0.00	\$72,155.07	100.0%
2014	\$57,340.73	\$57,340.73	100.0%	\$57,340.73	\$0.00	\$57,340.73	100.0%
2015	\$61,568.37	\$61,568.37	100.0%	\$61,568.37	\$0.00	\$61,568.37	100.0%
2016	\$87,972.60	\$87,972.60	100.0%	\$87,972.60	\$0.00	\$87,972.60	100.0%
2017	\$52,160.25	\$52,160.25	100.0%	\$10,969.55	\$0.00	\$10,969.55	21.0%
2018	\$0.00	\$0.00	0.0%	\$0.00	\$0.00	\$0.00	0.0%
Total	\$366,828.66	\$366,828.66	100.0%	\$325,637.96	\$0.00	\$325,637.96	88.7%



U.S. Department of Housing and Urban Development
Office of Community Planning and Development
Integrated Disbursement and Information System
Status of HOME Grants
BOISE

DATE: 12-05-18
TIME: 18:30
PAGE: 4

IDIS - PR27

Recaptured Homebuyer Funds (HP)

Program Year	Total Receipts	Amount Committed to Activities	% Committed	Net Disbursed	Disbursed Pending Approval	Total Disbursed	% Disbursed
2015	\$570,825.53	\$0.00	0.0%	\$0.00	\$0.00	\$0.00	0.0%
2016	\$1,159,047.40	\$0.00	0.0%	\$0.00	\$0.00	\$0.00	0.0%
2017	\$460,862.81	\$0.00	0.0%	\$0.00	\$0.00	\$0.00	0.0%
2018	\$0.00	\$0.00	0.0%	\$0.00	\$0.00	\$0.00	0.0%
Total	\$2,190,735.74	\$0.00	0.0%	\$0.00	\$0.00	\$0.00	0.0%



U.S. Department of Housing and Urban Development
 Office of Community Planning and Development
 Integrated Disbursement and Information System
 Status of HOME Grants
 BOISE

DATE: 12-05-18
 TIME: 18:30
 PAGE: 5

IDIS - PR27

Repayments to Local Account (IU)

Program Year	Total Receipts	Amount Committed to Activities	% Committed	Net Disbursed	Disbursed Pending Approval	Total Disbursed	% Disbursed
2015	\$0.00	\$0.00	0.0%	\$0.00	\$0.00	\$0.00	0.0%
2016	\$0.00	\$0.00	0.0%	\$0.00	\$0.00	\$0.00	0.0%
2017	\$0.00	\$0.00	0.0%	\$0.00	\$0.00	\$0.00	0.0%
2018	\$0.00	\$0.00	0.0%	\$0.00	\$0.00	\$0.00	0.0%
Total	\$0.00	\$0.00	0.0%	\$0.00	\$0.00	\$0.00	0.0%



U.S. Department of Housing and Urban Development
 Office of Community Planning and Development
 Integrated Disbursement and Information System
 Status of HOME Grants
 BOISE

DATE: 12-05-18
 TIME: 18:30
 PAGE: 6

IDIS - PR27

Disbursements from Treasury Account

Fiscal Year	Total Authorization	Disbursed	Returned	Net Disbursed	Disbursed Pending Approval	Total Disbursed	% Disb	Available to Disburse
1992	\$538,000.00	\$695,767.00	(\$157,767.00)	\$538,000.00	\$0.00	\$538,000.00	100.0%	\$0.00
1993	\$353,000.00	\$617,750.00	(\$264,750.00)	\$353,000.00	\$0.00	\$353,000.00	100.0%	\$0.00
1994	\$489,000.00	\$783,074.00	(\$294,074.00)	\$489,000.00	\$0.00	\$489,000.00	100.0%	\$0.00
1995	\$528,000.00	\$528,000.00	\$0.00	\$528,000.00	\$0.00	\$528,000.00	100.0%	\$0.00
1996	\$541,000.00	\$541,000.00	\$0.00	\$541,000.00	\$0.00	\$541,000.00	100.0%	\$0.00
1997	\$531,000.00	\$531,000.00	\$0.00	\$531,000.00	\$0.00	\$531,000.00	100.0%	\$0.00
1998	\$566,000.00	\$566,000.00	\$0.00	\$566,000.00	\$0.00	\$566,000.00	100.0%	\$0.00
1999	\$611,000.00	\$611,000.00	\$0.00	\$611,000.00	\$0.00	\$611,000.00	100.0%	\$0.00
2000	\$614,000.00	\$614,000.00	\$0.00	\$614,000.00	\$0.00	\$614,000.00	100.0%	\$0.00
2001	\$697,000.00	\$697,000.00	\$0.00	\$697,000.00	\$0.00	\$697,000.00	100.0%	\$0.00
2002	\$694,000.00	\$694,000.00	\$0.00	\$694,000.00	\$0.00	\$694,000.00	100.0%	\$0.00
2003	\$915,684.00	\$915,684.00	\$0.00	\$915,684.00	\$0.00	\$915,684.00	100.0%	\$0.00
2004	\$1,032,546.00	\$1,032,546.00	\$0.00	\$1,032,546.00	\$0.00	\$1,032,546.00	100.0%	\$0.00
2005	\$906,406.00	\$906,406.00	\$0.00	\$906,406.00	\$0.00	\$906,406.00	100.0%	\$0.00
2006	\$835,998.00	\$835,998.00	\$0.00	\$835,998.00	\$0.00	\$835,998.00	100.0%	\$0.00
2007	\$831,263.00	\$831,263.00	\$0.00	\$831,263.00	\$0.00	\$831,263.00	100.0%	\$0.00
2008	\$788,730.00	\$788,730.00	\$0.00	\$788,730.00	\$0.00	\$788,730.00	100.0%	\$0.00
2009	\$870,268.00	\$881,602.36	(\$11,334.36)	\$870,268.00	\$0.00	\$870,268.00	100.0%	\$0.00
2010	\$863,928.00	\$863,928.00	\$0.00	\$863,928.00	\$0.00	\$863,928.00	100.0%	\$0.00
2011	\$758,622.00	\$758,622.00	\$0.00	\$758,622.00	\$0.00	\$758,622.00	100.0%	\$0.00
2012	\$552,796.00	\$552,796.00	\$0.00	\$552,796.00	\$0.00	\$552,796.00	100.0%	\$0.00
2013	\$547,469.00	\$547,469.00	\$0.00	\$547,469.00	\$0.00	\$547,469.00	100.0%	\$0.00
2014	\$595,342.00	\$70,034.20	\$0.00	\$70,034.20	\$0.00	\$70,034.20	11.7%	\$525,307.80
2015	\$550,114.00	\$108,155.07	\$0.00	\$108,155.07	\$0.00	\$108,155.07	19.6%	\$441,958.93
2016	\$583,007.00	\$58,300.70	\$0.00	\$58,300.70	\$0.00	\$58,300.70	9.9%	\$524,706.30
2017	\$576,108.00	\$57,610.80	\$0.00	\$57,610.80	\$0.00	\$57,610.80	10.0%	\$518,497.20
2018	\$809,234.00	\$0.00	\$0.00	\$0.00	\$0.00	\$0.00	0.0%	\$809,234.00
Total	\$18,179,515.00	\$16,087,736.13	(\$727,925.36)	\$15,359,810.77	\$0.00	\$15,359,810.77	84.4%	\$2,819,704.23



U.S. Department of Housing and Urban Development
 Office of Community Planning and Development
 Integrated Disbursement and Information System
 Status of HOME Grants
 BOISE

DATE: 12-05-18
 TIME: 18:30
 PAGE: 7

IDIS - PR27

Home Activities Commitments/Disbursements from Treasury Account

Fiscal Year	Authorized for Activities	Amount Committed to Activities	% Cmtd	Disbursed	Returned	Net Disbursed	% Net Disb	Disbursed Pending Approval	Total Disbursed	% Disb
1992	\$520,267.00	\$520,267.00	100.0%	\$678,034.00	(\$157,767.00)	\$520,267.00	100.0%	\$0.00	\$520,267.00	100.0%
1993	\$317,700.00	\$317,700.00	100.0%	\$582,450.00	(\$264,750.00)	\$317,700.00	100.0%	\$0.00	\$317,700.00	100.0%
1994	\$440,100.00	\$440,100.00	100.0%	\$734,174.00	(\$294,074.00)	\$440,100.00	100.0%	\$0.00	\$440,100.00	100.0%
1995	\$511,959.00	\$511,959.00	100.0%	\$511,959.00	\$0.00	\$511,959.00	100.0%	\$0.00	\$511,959.00	100.0%
1996	\$532,885.00	\$532,885.00	100.0%	\$532,885.00	\$0.00	\$532,885.00	100.0%	\$0.00	\$532,885.00	100.0%
1997	\$486,266.00	\$486,266.00	100.0%	\$486,266.00	\$0.00	\$486,266.00	100.0%	\$0.00	\$486,266.00	100.0%
1998	\$533,900.00	\$533,900.00	100.0%	\$533,900.00	\$0.00	\$533,900.00	100.0%	\$0.00	\$533,900.00	100.0%
1999	\$549,900.00	\$549,900.00	100.0%	\$549,900.00	\$0.00	\$549,900.00	100.0%	\$0.00	\$549,900.00	100.0%
2000	\$553,000.00	\$553,000.00	100.0%	\$553,000.00	\$0.00	\$553,000.00	100.0%	\$0.00	\$553,000.00	100.0%
2001	\$686,000.00	\$686,000.00	100.0%	\$686,000.00	\$0.00	\$686,000.00	100.0%	\$0.00	\$686,000.00	100.0%
2002	\$624,600.00	\$624,600.00	100.0%	\$624,600.00	\$0.00	\$624,600.00	100.0%	\$0.00	\$624,600.00	100.0%
2003	\$790,227.79	\$790,227.79	100.0%	\$790,227.79	\$0.00	\$790,227.79	100.0%	\$0.00	\$790,227.79	100.0%
2004	\$838,597.18	\$838,597.18	100.0%	\$838,597.18	\$0.00	\$838,597.18	100.0%	\$0.00	\$838,597.18	100.0%
2005	\$749,008.15	\$749,008.15	100.0%	\$749,008.15	\$0.00	\$749,008.15	100.0%	\$0.00	\$749,008.15	100.0%
2006	\$688,501.75	\$688,501.75	100.0%	\$688,501.75	\$0.00	\$688,501.75	100.0%	\$0.00	\$688,501.75	100.0%
2007	\$724,570.58	\$724,570.58	100.0%	\$724,570.58	\$0.00	\$724,570.58	100.0%	\$0.00	\$724,570.58	100.0%
2008	\$684,024.26	\$684,024.26	100.0%	\$684,024.26	\$0.00	\$684,024.26	100.0%	\$0.00	\$684,024.26	100.0%
2009	\$764,266.93	\$764,266.93	100.0%	\$775,601.29	(\$11,334.36)	\$764,266.93	100.0%	\$0.00	\$764,266.93	100.0%
2010	\$756,058.04	\$756,058.04	100.0%	\$756,058.04	\$0.00	\$756,058.04	100.0%	\$0.00	\$756,058.04	100.0%
2011	\$654,763.46	\$654,763.46	100.0%	\$654,763.46	\$0.00	\$654,763.46	100.0%	\$0.00	\$654,763.46	100.0%
2012	\$497,516.40	\$497,516.40	100.0%	\$497,516.40	\$0.00	\$497,516.40	100.0%	\$0.00	\$497,516.40	100.0%
2013	\$492,722.10	\$492,722.10	100.0%	\$492,722.10	\$0.00	\$492,722.10	100.0%	\$0.00	\$492,722.10	100.0%
2014	\$535,807.80	\$390,977.34	72.9%	\$10,500.00	\$0.00	\$10,500.00	1.9%	\$0.00	\$10,500.00	1.9%
2015	\$495,102.60	\$240,448.45	48.5%	\$53,143.67	\$0.00	\$53,143.67	10.7%	\$0.00	\$53,143.67	10.7%
2016	\$524,706.30	\$343,589.36	65.4%	\$0.00	\$0.00	\$0.00	0.0%	\$0.00	\$0.00	0.0%
2017	\$518,497.20	\$86,416.20	16.6%	\$0.00	\$0.00	\$0.00	0.0%	\$0.00	\$0.00	0.0%
2018	\$728,310.60	\$0.00	0.0%	\$0.00	\$0.00	\$0.00	0.0%	\$0.00	\$0.00	0.0%
Total	\$16,199,258.14	\$14,458,264.99	89.2%	\$14,188,402.67	(\$727,925.36)	\$13,460,477.31	83.0%	\$0.00	\$13,460,477.31	83.0%



U.S. Department of Housing and Urban Development
 Office of Community Planning and Development
 Integrated Disbursement and Information System
 Status of HOME Grants
 BOISE

DATE: 12-05-18
 TIME: 18:30
 PAGE: 8

IDIS - PR27

Administrative Funds (AD)

Fiscal Year	Authorized Amount	Amount Committed	% Auth Cmtd	Balance to Commit	Total Disbursed	% Auth Disb	Available to Disburse
1992	\$17,733.00	\$17,733.00	100.0%	\$0.00	\$17,733.00	100.0%	\$0.00
1993	\$35,300.00	\$35,300.00	100.0%	\$0.00	\$35,300.00	100.0%	\$0.00
1994	\$30,200.00	\$30,200.00	100.0%	\$0.00	\$30,200.00	100.0%	\$0.00
1995	\$8,041.00	\$8,041.00	100.0%	\$0.00	\$8,041.00	100.0%	\$0.00
1996	\$0.00	\$0.00	0.0%	\$0.00	\$0.00	0.0%	\$0.00
1997	\$36,734.00	\$36,734.00	100.0%	\$0.00	\$36,734.00	100.0%	\$0.00
1998	\$24,600.00	\$24,600.00	100.0%	\$0.00	\$24,600.00	100.0%	\$0.00
1999	\$46,100.00	\$46,100.00	100.0%	\$0.00	\$46,100.00	100.0%	\$0.00
2000	\$55,184.86	\$55,184.86	100.0%	\$0.00	\$55,184.86	100.0%	\$0.00
2001	\$11,000.00	\$11,000.00	100.0%	\$0.00	\$11,000.00	100.0%	\$0.00
2002	\$69,400.00	\$69,400.00	100.0%	\$0.00	\$69,400.00	100.0%	\$0.00
2003	\$125,456.21	\$125,456.21	100.0%	\$0.00	\$125,456.21	100.0%	\$0.00
2004	\$148,948.82	\$148,948.82	100.0%	\$0.00	\$148,948.82	100.0%	\$0.00
2005	\$114,397.85	\$114,397.85	100.0%	\$0.00	\$114,397.85	100.0%	\$0.00
2006	\$106,606.25	\$106,606.25	100.0%	\$0.00	\$106,606.25	100.0%	\$0.00
2007	\$106,692.42	\$106,692.42	100.0%	\$0.00	\$106,692.42	100.0%	\$0.00
2008	\$104,705.74	\$104,705.74	100.0%	\$0.00	\$104,705.74	100.0%	\$0.00
2009	\$106,001.07	\$106,001.07	100.0%	\$0.00	\$106,001.07	100.0%	\$0.00
2010	\$107,869.96	\$107,869.96	100.0%	\$0.00	\$107,869.96	100.0%	\$0.00
2011	\$103,858.54	\$103,858.54	100.0%	\$0.00	\$103,858.54	100.0%	\$0.00
2012	\$55,279.60	\$55,279.60	100.0%	\$0.00	\$55,279.60	100.0%	\$0.00
2013	\$54,746.90	\$54,746.90	100.0%	\$0.00	\$54,746.90	100.0%	\$0.00
2014	\$59,534.20	\$59,534.20	100.0%	\$0.00	\$59,534.20	100.0%	\$0.00
2015	\$55,011.40	\$55,011.40	100.0%	\$0.00	\$55,011.40	100.0%	\$0.00
2016	\$58,300.70	\$58,300.70	100.0%	\$0.00	\$58,300.70	100.0%	\$0.00
2017	\$57,610.80	\$57,610.80	100.0%	\$0.00	\$57,610.80	100.0%	\$0.00
2018	\$80,923.40	\$0.00	0.0%	\$80,923.40	\$0.00	0.0%	\$80,923.40
Total	\$1,780,236.72	\$1,699,313.32	95.4%	\$80,923.40	\$1,699,313.32	95.4%	\$80,923.40



U.S. Department of Housing and Urban Development
 Office of Community Planning and Development
 Integrated Disbursement and Information System
 Status of HOME Grants
 BOISE

DATE: 12-05-18
 TIME: 18:30
 PAGE: 9

IDIS - PR27

CHDO Operating Funds (CO)

Fiscal Year	Authorized Amount	Amount Committed	% Auth Cmtd	Balance to Commit	Total Disbursed	% Auth Disb	Available to Disburse
1992	\$0.00	\$0.00	0.0%	\$0.00	\$0.00	0.0%	\$0.00
1993	\$0.00	\$0.00	0.0%	\$0.00	\$0.00	0.0%	\$0.00
1994	\$18,700.00	\$18,700.00	100.0%	\$0.00	\$18,700.00	100.0%	\$0.00
1995	\$8,000.00	\$8,000.00	100.0%	\$0.00	\$8,000.00	100.0%	\$0.00
1996	\$8,115.00	\$8,115.00	100.0%	\$0.00	\$8,115.00	100.0%	\$0.00
1997	\$8,000.00	\$8,000.00	100.0%	\$0.00	\$8,000.00	100.0%	\$0.00
1998	\$7,500.00	\$7,500.00	100.0%	\$0.00	\$7,500.00	100.0%	\$0.00
1999	\$15,000.00	\$15,000.00	100.0%	\$0.00	\$15,000.00	100.0%	\$0.00
2000	\$5,815.14	\$5,815.14	100.0%	\$0.00	\$5,815.14	100.0%	\$0.00
2001	\$0.00	\$0.00	0.0%	\$0.00	\$0.00	0.0%	\$0.00
2002	\$0.00	\$0.00	0.0%	\$0.00	\$0.00	0.0%	\$0.00
2003	\$0.00	\$0.00	0.0%	\$0.00	\$0.00	0.0%	\$0.00
2004	\$45,000.00	\$45,000.00	100.0%	\$0.00	\$45,000.00	100.0%	\$0.00
2005	\$43,000.00	\$43,000.00	100.0%	\$0.00	\$43,000.00	100.0%	\$0.00
2006	\$40,890.00	\$40,890.00	100.0%	\$0.00	\$40,890.00	100.0%	\$0.00
2007	\$0.00	\$0.00	0.0%	\$0.00	\$0.00	0.0%	\$0.00
2008	\$0.00	\$0.00	0.0%	\$0.00	\$0.00	0.0%	\$0.00
2009	\$0.00	\$0.00	0.0%	\$0.00	\$0.00	0.0%	\$0.00
2010	\$0.00	\$0.00	0.0%	\$0.00	\$0.00	0.0%	\$0.00
2011	\$0.00	\$0.00	0.0%	\$0.00	\$0.00	0.0%	\$0.00
2012	\$0.00	\$0.00	0.0%	\$0.00	\$0.00	0.0%	\$0.00
2013	\$0.00	\$0.00	0.0%	\$0.00	\$0.00	0.0%	\$0.00
2014	\$0.00	\$0.00	0.0%	\$0.00	\$0.00	0.0%	\$0.00
2015	\$0.00	\$0.00	0.0%	\$0.00	\$0.00	0.0%	\$0.00
2016	\$0.00	\$0.00	0.0%	\$0.00	\$0.00	0.0%	\$0.00
2017	\$0.00	\$0.00	0.0%	\$0.00	\$0.00	0.0%	\$0.00
2018	\$0.00	\$0.00	0.0%	\$0.00	\$0.00	0.0%	\$0.00
Total	\$200,020.14	\$200,020.14	100.0%	\$0.00	\$200,020.14	100.0%	\$0.00



U.S. Department of Housing and Urban Development
 Office of Community Planning and Development
 Integrated Disbursement and Information System
 Status of HOME Grants
 BOISE

DATE: 12-05-18
 TIME: 18:30
 PAGE: 10

IDIS - PR27

CHDO Funds (CR)

Fiscal Year	CHDO Requirement	Authorized Amount	Amount Suballocated to CL/CC	Amount Subgranted to CHDOS	Balance to Subgrant	Funds Committed to Activities	% Subg Cmtd	Balance to Commit	Total Disbursed	% Subg Disb	Available to Disburse
1992	\$80,700.00	\$112,500.00	\$0.00	\$112,500.00	\$0.00	\$112,500.00	100.0%	\$0.00	\$112,500.00	100.0%	\$0.00
1993	\$52,950.00	\$52,950.00	\$0.00	\$52,950.00	\$0.00	\$52,950.00	100.0%	\$0.00	\$52,950.00	100.0%	\$0.00
1994	\$73,350.00	\$73,350.00	\$0.00	\$73,350.00	\$0.00	\$73,350.00	100.0%	\$0.00	\$73,350.00	100.0%	\$0.00
1995	\$79,200.00	\$79,200.00	\$0.00	\$79,200.00	\$0.00	\$79,200.00	100.0%	\$0.00	\$79,200.00	100.0%	\$0.00
1996	\$81,150.00	\$81,150.00	\$0.00	\$81,150.00	\$0.00	\$81,150.00	100.0%	\$0.00	\$81,150.00	100.0%	\$0.00
1997	\$79,650.00	\$79,650.00	\$0.00	\$79,650.00	\$0.00	\$79,650.00	100.0%	\$0.00	\$79,650.00	100.0%	\$0.00
1998	\$84,900.00	\$84,900.00	\$0.00	\$84,900.00	\$0.00	\$84,900.00	100.0%	\$0.00	\$84,900.00	100.0%	\$0.00
1999	\$91,650.00	\$91,650.00	\$0.00	\$91,650.00	\$0.00	\$91,650.00	100.0%	\$0.00	\$91,650.00	100.0%	\$0.00
2000	\$92,100.00	\$92,100.00	\$0.00	\$92,100.00	\$0.00	\$92,100.00	100.0%	\$0.00	\$92,100.00	100.0%	\$0.00
2001	\$104,550.00	\$104,700.00	\$0.00	\$104,700.00	\$0.00	\$104,700.00	100.0%	\$0.00	\$104,700.00	100.0%	\$0.00
2002	\$104,100.00	\$104,100.00	\$0.00	\$104,100.00	\$0.00	\$104,100.00	100.0%	\$0.00	\$104,100.00	100.0%	\$0.00
2003	\$137,352.60	\$137,352.60	\$0.00	\$137,352.60	\$0.00	\$137,352.60	100.0%	\$0.00	\$137,352.60	100.0%	\$0.00
2004	\$137,180.55	\$137,180.55	\$0.00	\$137,180.55	\$0.00	\$137,180.55	100.0%	\$0.00	\$137,180.55	100.0%	\$0.00
2005	\$130,497.30	\$291,995.05	\$0.00	\$291,995.05	\$0.00	\$291,995.05	100.0%	\$0.00	\$291,995.05	100.0%	\$0.00
2006	\$122,671.80	\$245,502.30	\$9,708.00	\$235,794.30	\$0.00	\$235,794.30	100.0%	\$0.00	\$235,794.30	100.0%	\$0.00
2007	\$121,961.55	\$162,614.00	\$0.00	\$162,614.00	\$0.00	\$162,614.00	100.0%	\$0.00	\$162,614.00	100.0%	\$0.00
2008	\$117,207.30	\$0.00	\$0.00	\$0.00	\$0.00	\$0.00	0.0%	\$0.00	\$0.00	0.0%	\$0.00
2009	\$130,540.20	\$130,540.20	\$0.00	\$130,540.20	\$0.00	\$130,540.20	100.0%	\$0.00	\$130,540.20	100.0%	\$0.00
2010	\$129,589.20	\$287,401.29	\$0.00	\$287,401.29	\$0.00	\$287,401.29	100.0%	\$0.00	\$287,401.29	100.0%	\$0.00
2011	\$113,793.30	\$113,793.30	\$0.00	\$113,793.30	\$0.00	\$113,793.30	100.0%	\$0.00	\$113,793.30	100.0%	\$0.00
2012	\$82,919.40	\$82,919.40	\$0.00	\$82,919.40	\$0.00	\$82,919.40	100.0%	\$0.00	\$82,919.40	100.0%	\$0.00
2013	\$82,120.35	\$140,753.25	\$0.00	\$140,753.25	\$0.00	\$140,753.25	100.0%	\$0.00	\$140,753.25	100.0%	\$0.00
2014	\$89,301.30	\$535,807.80	\$0.00	\$407,477.34	\$128,330.46	\$390,977.34	95.9%	\$144,830.46	\$10,500.00	2.5%	\$525,307.80
2015	\$82,517.10	\$82,517.10	\$0.00	\$82,517.10	\$0.00	\$82,517.10	100.0%	\$0.00	\$0.00	0.0%	\$82,517.10
2016	\$87,451.05	\$343,589.36	\$0.00	\$343,589.36	\$0.00	\$343,589.36	100.0%	\$0.00	\$0.00	0.0%	\$343,589.36
2017	\$86,416.20	\$86,416.20	\$0.00	\$86,416.20	\$0.00	\$86,416.20	100.0%	\$0.00	\$0.00	0.0%	\$86,416.20
2018	\$121,385.10	\$121,385.10	\$0.00	\$0.00	\$121,385.10	\$0.00	0.0%	\$121,385.10	\$0.00	0.0%	\$121,385.10
Total	\$2,697,204.30	\$3,856,017.50	\$9,708.00	\$3,596,593.94	\$249,715.56	\$3,580,093.94	99.5%	\$266,215.56	\$2,687,093.94	74.7%	\$1,159,215.56



U.S. Department of Housing and Urban Development
 Office of Community Planning and Development
 Integrated Disbursement and Information System
 Status of HOME Grants
 BOISE

DATE: 12-05-18
 TIME: 18:30
 PAGE: 11

IDIS - PR27

CHDO Loans (CL)

Fiscal Year	Authorized Amount	Amount Subgranted	Amount Committed	% Auth Cmtd	Balance to Commit	Total Disbursed	% Auth Disb	Available to Disburse
1992	\$0.00	\$0.00	\$0.00	0.0%	\$0.00	\$0.00	0.0%	\$0.00
1993	\$0.00	\$0.00	\$0.00	0.0%	\$0.00	\$0.00	0.0%	\$0.00
1994	\$0.00	\$0.00	\$0.00	0.0%	\$0.00	\$0.00	0.0%	\$0.00
1995	\$0.00	\$0.00	\$0.00	0.0%	\$0.00	\$0.00	0.0%	\$0.00
1996	\$0.00	\$0.00	\$0.00	0.0%	\$0.00	\$0.00	0.0%	\$0.00
1997	\$0.00	\$0.00	\$0.00	0.0%	\$0.00	\$0.00	0.0%	\$0.00
1998	\$0.00	\$0.00	\$0.00	0.0%	\$0.00	\$0.00	0.0%	\$0.00
1999	\$0.00	\$0.00	\$0.00	0.0%	\$0.00	\$0.00	0.0%	\$0.00
2000	\$0.00	\$0.00	\$0.00	0.0%	\$0.00	\$0.00	0.0%	\$0.00
2001	\$0.00	\$0.00	\$0.00	0.0%	\$0.00	\$0.00	0.0%	\$0.00
2002	\$0.00	\$0.00	\$0.00	0.0%	\$0.00	\$0.00	0.0%	\$0.00
2003	\$0.00	\$0.00	\$0.00	0.0%	\$0.00	\$0.00	0.0%	\$0.00
2004	\$0.00	\$0.00	\$0.00	0.0%	\$0.00	\$0.00	0.0%	\$0.00
2005	\$0.00	\$0.00	\$0.00	0.0%	\$0.00	\$0.00	0.0%	\$0.00
2006	\$9,708.00	\$9,708.00	\$9,708.00	100.0%	\$0.00	\$9,708.00	100.0%	\$0.00
2007	\$0.00	\$0.00	\$0.00	0.0%	\$0.00	\$0.00	0.0%	\$0.00
2008	\$0.00	\$0.00	\$0.00	0.0%	\$0.00	\$0.00	0.0%	\$0.00
2009	\$0.00	\$0.00	\$0.00	0.0%	\$0.00	\$0.00	0.0%	\$0.00
2010	\$0.00	\$0.00	\$0.00	0.0%	\$0.00	\$0.00	0.0%	\$0.00
2011	\$0.00	\$0.00	\$0.00	0.0%	\$0.00	\$0.00	0.0%	\$0.00
2012	\$0.00	\$0.00	\$0.00	0.0%	\$0.00	\$0.00	0.0%	\$0.00
2013	\$0.00	\$0.00	\$0.00	0.0%	\$0.00	\$0.00	0.0%	\$0.00
2014	\$0.00	\$0.00	\$0.00	0.0%	\$0.00	\$0.00	0.0%	\$0.00
2015	\$0.00	\$0.00	\$0.00	0.0%	\$0.00	\$0.00	0.0%	\$0.00
2016	\$0.00	\$0.00	\$0.00	0.0%	\$0.00	\$0.00	0.0%	\$0.00
2017	\$0.00	\$0.00	\$0.00	0.0%	\$0.00	\$0.00	0.0%	\$0.00
2018	\$0.00	\$0.00	\$0.00	0.0%	\$0.00	\$0.00	0.0%	\$0.00
Total	\$9,708.00	\$9,708.00	\$9,708.00	100.0%	\$0.00	\$9,708.00	100.0%	\$0.00



U.S. Department of Housing and Urban Development
 Office of Community Planning and Development
 Integrated Disbursement and Information System
 Status of HOME Grants
 BOISE

DATE: 12-05-18
 TIME: 18:30
 PAGE: 12

IDIS - PR27

CHDO Capacity (CC)

Fiscal Year	Authorized Amount	Amount Subgranted	Amount Committed	% Auth Cmtd	Balance to Commit	Total Disbursed	% Auth Disb	Available to Disburse
1992	\$0.00	\$0.00	\$0.00	0.0%	\$0.00	\$0.00	0.0%	\$0.00
1993	\$0.00	\$0.00	\$0.00	0.0%	\$0.00	\$0.00	0.0%	\$0.00
1994	\$0.00	\$0.00	\$0.00	0.0%	\$0.00	\$0.00	0.0%	\$0.00
1995	\$0.00	\$0.00	\$0.00	0.0%	\$0.00	\$0.00	0.0%	\$0.00
1996	\$0.00	\$0.00	\$0.00	0.0%	\$0.00	\$0.00	0.0%	\$0.00
1997	\$0.00	\$0.00	\$0.00	0.0%	\$0.00	\$0.00	0.0%	\$0.00
1998	\$0.00	\$0.00	\$0.00	0.0%	\$0.00	\$0.00	0.0%	\$0.00
1999	\$0.00	\$0.00	\$0.00	0.0%	\$0.00	\$0.00	0.0%	\$0.00
2000	\$0.00	\$0.00	\$0.00	0.0%	\$0.00	\$0.00	0.0%	\$0.00
2001	\$0.00	\$0.00	\$0.00	0.0%	\$0.00	\$0.00	0.0%	\$0.00
2002	\$0.00	\$0.00	\$0.00	0.0%	\$0.00	\$0.00	0.0%	\$0.00
2003	\$0.00	\$0.00	\$0.00	0.0%	\$0.00	\$0.00	0.0%	\$0.00
2004	\$0.00	\$0.00	\$0.00	0.0%	\$0.00	\$0.00	0.0%	\$0.00
2005	\$0.00	\$0.00	\$0.00	0.0%	\$0.00	\$0.00	0.0%	\$0.00
2006	\$0.00	\$0.00	\$0.00	0.0%	\$0.00	\$0.00	0.0%	\$0.00
2007	\$0.00	\$0.00	\$0.00	0.0%	\$0.00	\$0.00	0.0%	\$0.00
2008	\$0.00	\$0.00	\$0.00	0.0%	\$0.00	\$0.00	0.0%	\$0.00
2009	\$0.00	\$0.00	\$0.00	0.0%	\$0.00	\$0.00	0.0%	\$0.00
2010	\$0.00	\$0.00	\$0.00	0.0%	\$0.00	\$0.00	0.0%	\$0.00
2011	\$0.00	\$0.00	\$0.00	0.0%	\$0.00	\$0.00	0.0%	\$0.00
2012	\$0.00	\$0.00	\$0.00	0.0%	\$0.00	\$0.00	0.0%	\$0.00
2013	\$0.00	\$0.00	\$0.00	0.0%	\$0.00	\$0.00	0.0%	\$0.00
2014	\$0.00	\$0.00	\$0.00	0.0%	\$0.00	\$0.00	0.0%	\$0.00
2015	\$0.00	\$0.00	\$0.00	0.0%	\$0.00	\$0.00	0.0%	\$0.00
2016	\$0.00	\$0.00	\$0.00	0.0%	\$0.00	\$0.00	0.0%	\$0.00
2017	\$0.00	\$0.00	\$0.00	0.0%	\$0.00	\$0.00	0.0%	\$0.00
2018	\$0.00	\$0.00	\$0.00	0.0%	\$0.00	\$0.00	0.0%	\$0.00
Total	\$0.00	\$0.00	\$0.00	0.0%	\$0.00	\$0.00	0.0%	\$0.00



U.S. Department of Housing and Urban Development
 Office of Community Planning and Development
 Integrated Disbursement and Information System
 Status of HOME Grants
 BOISE

DATE: 12-05-18
 TIME: 18:30
 PAGE: 13

IDIS - PR27

Reservations to State Recipients and Sub-recipients (SU)

Fiscal Year	Authorized Amount	Amount Subgranted to Other Entities	Amount Committed	% Auth Cmtd	Balance to Commit	Total Disbursed	% Auth Disb	Available to Disburse
1992	\$0.00	\$0.00	\$0.00	0.0%	\$0.00	\$0.00	0.0%	\$0.00
1993	\$0.00	\$0.00	\$0.00	0.0%	\$0.00	\$0.00	0.0%	\$0.00
1994	\$0.00	\$0.00	\$0.00	0.0%	\$0.00	\$0.00	0.0%	\$0.00
1995	\$0.00	\$0.00	\$0.00	0.0%	\$0.00	\$0.00	0.0%	\$0.00
1996	\$0.00	\$0.00	\$0.00	0.0%	\$0.00	\$0.00	0.0%	\$0.00
1997	\$0.00	\$0.00	\$0.00	0.0%	\$0.00	\$0.00	0.0%	\$0.00
1998	\$0.00	\$0.00	\$0.00	0.0%	\$0.00	\$0.00	0.0%	\$0.00
1999	\$0.00	\$0.00	\$0.00	0.0%	\$0.00	\$0.00	0.0%	\$0.00
2000	\$0.00	\$0.00	\$0.00	0.0%	\$0.00	\$0.00	0.0%	\$0.00
2001	\$0.00	\$0.00	\$0.00	0.0%	\$0.00	\$0.00	0.0%	\$0.00
2002	\$0.00	\$0.00	\$0.00	0.0%	\$0.00	\$0.00	0.0%	\$0.00
2003	\$0.00	\$0.00	\$0.00	0.0%	\$0.00	\$0.00	0.0%	\$0.00
2004	\$0.00	\$0.00	\$0.00	0.0%	\$0.00	\$0.00	0.0%	\$0.00
2005	\$0.00	\$0.00	\$0.00	0.0%	\$0.00	\$0.00	0.0%	\$0.00
2006	\$0.00	\$0.00	\$0.00	0.0%	\$0.00	\$0.00	0.0%	\$0.00
2007	\$0.00	\$0.00	\$0.00	0.0%	\$0.00	\$0.00	0.0%	\$0.00
2008	\$0.00	\$0.00	\$0.00	0.0%	\$0.00	\$0.00	0.0%	\$0.00
2009	\$0.00	\$0.00	\$0.00	0.0%	\$0.00	\$0.00	0.0%	\$0.00
2010	\$0.00	\$0.00	\$0.00	0.0%	\$0.00	\$0.00	0.0%	\$0.00
2011	\$0.00	\$0.00	\$0.00	0.0%	\$0.00	\$0.00	0.0%	\$0.00
2012	\$0.00	\$0.00	\$0.00	0.0%	\$0.00	\$0.00	0.0%	\$0.00
2013	\$0.00	\$0.00	\$0.00	0.0%	\$0.00	\$0.00	0.0%	\$0.00
2014	\$0.00	\$0.00	\$0.00	0.0%	\$0.00	\$0.00	0.0%	\$0.00
2015	\$0.00	\$0.00	\$0.00	0.0%	\$0.00	\$0.00	0.0%	\$0.00
2016	\$0.00	\$0.00	\$0.00	0.0%	\$0.00	\$0.00	0.0%	\$0.00
2017	\$0.00	\$0.00	\$0.00	0.0%	\$0.00	\$0.00	0.0%	\$0.00
2018	\$0.00	\$0.00	\$0.00	0.0%	\$0.00	\$0.00	0.0%	\$0.00
Total	\$0.00	\$0.00	\$0.00	0.0%	\$0.00	\$0.00	0.0%	\$0.00



U.S. Department of Housing and Urban Development
 Office of Community Planning and Development
 Integrated Disbursement and Information System
 Status of HOME Grants
 BOISE

DATE: 12-05-18
 TIME: 18:30
 PAGE: 14

IDIS - PR27

Total Program Funds

Fiscal Year	Total Authorization	Local Account Funds	Committed Amount	Net Disbursed for Activities	Net Disbursed for Admin/CHDO OP	Net Disbursed	Disbursed Pending Approval	Total Disbursed	Available to Disburse
1992	\$538,000.00	\$0.00	\$520,267.00	\$520,267.00	\$17,733.00	\$538,000.00	\$0.00	\$538,000.00	\$0.00
1993	\$353,000.00	\$0.00	\$317,700.00	\$317,700.00	\$35,300.00	\$353,000.00	\$0.00	\$353,000.00	\$0.00
1994	\$489,000.00	\$0.00	\$440,100.00	\$440,100.00	\$48,900.00	\$489,000.00	\$0.00	\$489,000.00	\$0.00
1995	\$528,000.00	\$0.00	\$511,959.00	\$511,959.00	\$16,041.00	\$528,000.00	\$0.00	\$528,000.00	\$0.00
1996	\$541,000.00	\$0.00	\$532,885.00	\$532,885.00	\$8,115.00	\$541,000.00	\$0.00	\$541,000.00	\$0.00
1997	\$531,000.00	\$25,000.00	\$511,266.00	\$511,266.00	\$44,734.00	\$556,000.00	\$0.00	\$556,000.00	\$0.00
1998	\$566,000.00	\$193,000.00	\$726,900.00	\$726,900.00	\$32,100.00	\$759,000.00	\$0.00	\$759,000.00	\$0.00
1999	\$611,000.00	\$45,969.95	\$595,869.95	\$595,869.95	\$61,100.00	\$656,969.95	\$0.00	\$656,969.95	\$0.00
2000	\$614,000.00	\$0.00	\$553,000.00	\$553,000.00	\$61,000.00	\$614,000.00	\$0.00	\$614,000.00	\$0.00
2001	\$697,000.00	\$182,246.50	\$868,246.50	\$868,246.50	\$11,000.00	\$879,246.50	\$0.00	\$879,246.50	\$0.00
2002	\$694,000.00	\$491,297.50	\$1,115,897.50	\$1,115,897.50	\$69,400.00	\$1,185,297.50	\$0.00	\$1,185,297.50	\$0.00
2003	\$915,684.00	\$914,775.38	\$1,705,003.17	\$1,705,003.17	\$125,456.21	\$1,830,459.38	\$0.00	\$1,830,459.38	\$0.00
2004	\$1,032,546.00	\$1,103,542.01	\$1,942,139.19	\$1,942,139.19	\$193,948.82	\$2,136,088.01	\$0.00	\$2,136,088.01	\$0.00
2005	\$906,406.00	\$606,231.91	\$1,355,240.06	\$1,355,240.06	\$157,397.85	\$1,512,637.91	\$0.00	\$1,512,637.91	\$0.00
2006	\$835,998.00	\$510,657.79	\$1,199,159.54	\$1,199,159.54	\$147,496.25	\$1,346,655.79	\$0.00	\$1,346,655.79	\$0.00
2007	\$831,263.00	\$437,339.66	\$1,161,910.24	\$1,161,910.24	\$106,692.42	\$1,268,602.66	\$0.00	\$1,268,602.66	\$0.00
2008	\$788,730.00	\$415,390.96	\$1,099,415.22	\$1,099,415.22	\$104,705.74	\$1,204,120.96	\$0.00	\$1,204,120.96	\$0.00
2009	\$870,268.00	\$220,769.18	\$985,036.11	\$985,036.11	\$106,001.07	\$1,091,037.18	\$0.00	\$1,091,037.18	\$0.00
2010	\$863,928.00	\$334,725.16	\$1,090,783.20	\$1,090,783.20	\$107,869.96	\$1,198,653.16	\$0.00	\$1,198,653.16	\$0.00
2011	\$758,622.00	\$349,826.58	\$1,004,590.04	\$1,004,590.04	\$103,858.54	\$1,108,448.58	\$0.00	\$1,108,448.58	\$0.00
2012	\$552,796.00	\$608,073.24	\$1,105,589.64	\$1,105,589.64	\$55,279.60	\$1,160,869.24	\$0.00	\$1,160,869.24	\$0.00
2013	\$547,469.00	\$890,641.48	\$1,383,363.58	\$1,383,363.58	\$54,746.90	\$1,438,110.48	\$0.00	\$1,438,110.48	\$0.00
2014	\$595,342.00	\$1,040,409.66	\$1,431,387.00	\$1,050,909.66	\$59,534.20	\$1,110,443.86	\$0.00	\$1,110,443.86	\$525,307.80
2015	\$550,114.00	\$1,186,509.23	\$856,132.15	\$460,070.19	\$55,011.40	\$515,081.59	\$0.00	\$515,081.59	\$1,221,541.64
2016	\$583,007.00	\$2,038,773.41	\$1,201,288.74	\$115,728.99	\$58,300.70	\$174,029.69	\$0.00	\$174,029.69	\$2,447,750.72
2017	\$576,108.00	\$982,465.29	\$138,576.45	\$10,969.55	\$57,610.80	\$68,580.35	\$0.00	\$68,580.35	\$1,489,992.94
2018	\$809,234.00	\$31,694.16	\$0.00	\$0.00	\$0.00	\$0.00	\$0.00	\$0.00	\$840,928.16
Total	\$18,179,515.00	\$12,609,339.05	\$24,353,705.28	\$22,363,999.33	\$1,899,333.46	\$24,263,332.79	\$0.00	\$24,263,332.79	\$6,525,521.26



U.S. Department of Housing and Urban Development
 Office of Community Planning and Development
 Integrated Disbursement and Information System
 Status of HOME Grants
 BOISE

DATE: 12-05-18
 TIME: 18:30
 PAGE: 15

IDIS - PR27

Total Program Percent

Fiscal Year	Total Authorization	Local Account Funds	% Committed for Activities	% Disb for Activities	% Disb for Admin/CHDO OP	% Net Disbursed	% Disbursed Pending Approval	% Total Disbursed	% Available to Disburse
1992	\$538,000.00	\$0.00	96.7%	96.7%	3.2%	100.0%	0.0%	100.0%	0.0%
1993	\$353,000.00	\$0.00	90.0%	90.0%	10.0%	100.0%	0.0%	100.0%	0.0%
1994	\$489,000.00	\$0.00	90.0%	90.0%	10.0%	100.0%	0.0%	100.0%	0.0%
1995	\$528,000.00	\$0.00	96.9%	96.9%	3.0%	100.0%	0.0%	100.0%	0.0%
1996	\$541,000.00	\$0.00	98.5%	98.5%	1.5%	100.0%	0.0%	100.0%	0.0%
1997	\$531,000.00	\$25,000.00	91.9%	91.9%	8.4%	100.0%	0.0%	100.0%	0.0%
1998	\$566,000.00	\$193,000.00	95.7%	95.7%	5.6%	100.0%	0.0%	100.0%	0.0%
1999	\$611,000.00	\$45,969.95	90.6%	90.6%	10.0%	100.0%	0.0%	100.0%	0.0%
2000	\$614,000.00	\$0.00	90.0%	90.0%	9.9%	100.0%	0.0%	100.0%	0.0%
2001	\$697,000.00	\$182,246.50	98.7%	98.7%	1.5%	100.0%	0.0%	100.0%	0.0%
2002	\$694,000.00	\$491,297.50	94.1%	94.1%	10.0%	100.0%	0.0%	100.0%	0.0%
2003	\$915,684.00	\$914,775.38	93.1%	93.1%	13.7%	100.0%	0.0%	100.0%	0.0%
2004	\$1,032,546.00	\$1,103,542.01	90.9%	90.9%	18.7%	100.0%	0.0%	100.0%	0.0%
2005	\$906,406.00	\$606,231.91	89.5%	89.5%	17.3%	100.0%	0.0%	100.0%	0.0%
2006	\$835,998.00	\$510,657.79	89.0%	89.0%	17.6%	100.0%	0.0%	100.0%	0.0%
2007	\$831,263.00	\$437,339.66	91.5%	91.5%	12.8%	100.0%	0.0%	100.0%	0.0%
2008	\$788,730.00	\$415,390.96	91.3%	91.3%	13.2%	100.0%	0.0%	100.0%	0.0%
2009	\$870,268.00	\$220,769.18	90.2%	90.2%	12.1%	100.0%	0.0%	100.0%	0.0%
2010	\$863,928.00	\$334,725.16	91.0%	91.0%	12.4%	100.0%	0.0%	100.0%	0.0%
2011	\$758,622.00	\$349,826.58	90.6%	90.6%	13.6%	100.0%	0.0%	100.0%	0.0%
2012	\$552,796.00	\$608,073.24	95.2%	95.2%	9.9%	100.0%	0.0%	100.0%	0.0%
2013	\$547,469.00	\$890,641.48	96.1%	96.1%	10.0%	100.0%	0.0%	100.0%	0.0%
2014	\$595,342.00	\$1,040,409.66	87.5%	64.2%	9.9%	67.8%	0.0%	67.8%	32.1%
2015	\$550,114.00	\$1,186,509.23	49.2%	26.4%	10.0%	29.6%	0.0%	29.6%	70.3%
2016	\$583,007.00	\$2,038,773.41	45.8%	4.4%	9.9%	6.6%	0.0%	6.6%	93.3%
2017	\$576,108.00	\$982,465.29	8.8%	0.7%	10.0%	4.4%	0.0%	4.4%	95.5%
2018	\$809,234.00	\$31,694.16	0.0%	0.0%	0.0%	0.0%	0.0%	0.0%	100.0%
Total	\$18,179,515.00	\$12,609,339.05	79.0%	72.6%	10.4%	78.8%	0.0%	78.8%	21.1%

CDBG PERFORMANCE MEASURES REPORT

IDIS—PR83

Public Facilities and Infrastructure

	Create Suitable Living			Provide Decent Housing			Create Economic Opportunities			Total
	Access	Afford	Sustain	Access	Afford	Sustain	Access	Afford	Sustain	

Number of Persons Assisted										
with new access to a facility	33,320	0	0	0	0	0	0	0	0	33,320
with improved access to a facility	0	0	0	0	0	0	0	0	0	0
with access to a facility that is no longer substandard	0	0	0	0	0	0	0	0	0	0

Totals :	33,320	0	0	0	0	0	0	0	0	33,320

Number of Households Assisted										
with new access to a facility	0	0	0	0	0	0	0	0	0	0
with improved access to a facility	0	0	0	0	0	0	0	0	0	0
with access to a facility that is no longer substandard	0	0	0	0	0	0	0	0	0	0

Totals :	0	0	0	0	0	0	0	0	0	0

Public Services

	Create Suitable Living			Provide Decent Housing			Create Economic Opportunities			Total
	Access	Afford	Sustain	Access	Afford	Sustain	Access	Afford	Sustain	

Number of Persons Assisted										
with new (or continuing) access to a service	6,964	0	0	0	0	0	481	0	0	7,445
with improved (or continuing) access to a service	0	0	0	0	0	0	0	0	0	0
with new access to a service that is no longer substandard	0	0	0	0	0	0	0	0	0	0

Totals :	6,964	0	0	0	0	0	481	0	0	7,445

Owner Occupied Housing Rehabilitation

	Create Suitable Living			Provide Decent Housing			Create Economic Opportunities			Total
	Access	Afford	Sustain	Access	Afford	Sustain	Access	Afford	Sustain	
Total LMH* units	0	4	0	0	2	0	0	0	0	6
Total SB*, URG units	0	0	0	0	0	0	0	0	0	0
Of Total, Number of Units Occupied by elderly	0	2	0	0	0	0	0	0	0	2
Brought from substandard to standard condition	0	1	0	0	0	0	0	0	0	1
Qualified as Energy Star	0	0	0	0	0	0	0	0	0	0
Brought to lead safety compliance	0	1	0	0	0	0	0	0	0	1
Made accessible	0	0	0	0	0	0	0	0	0	0

Homebuyer Assistance

	Create Suitable Living			Provide Decent Housing			Create Economic Opportunities			Total
	Access	Afford	Sustain	Access	Afford	Sustain	Access	Afford	Sustain	
Total Households Assisted	0	0	0	0	1	0	0	0	0	1
Of Total: Number of first-time homebuyers	0	0	0	0	1	0	0	0	0	1
Of those, number receiving housing counseling	0	0	0	0	1	0	0	0	0	1
Number of households receiving downpayment/closing costs assistance	0	0	0	0	1	0	0	0	0	1

HOUSING PERFORMANCE REPORT – CDBG

IDIS—PR85

Objectives	Availability / Accessibility		Outcomes Affordability		Sustainability		Total by Objective		# of Total Units Brought to Property Standard		Of the Total Units, the # occupied by Households <= 80% AMI		
	Units	\$	Units	\$	Units	\$	Units	\$	Units	\$	Units	\$	
Suitable Living	0	0.00	2	130,999.00	0	0.00	2	130,999.00	0		***	2	***
Decent Housing		0.00	221	818,025.18	0	0.00	221	818,025.18	0	818,025.18		218	***
Economic Opportunity	0	0.00	0	0.00	0	0.00	0	0.00	0	0.00		0	0.00
Total by Outcome	0	0.00	223	949,024.18	0	0.00	223	949,024.18	0		***	220	***

HOUSING PERFORMANCE REPORT – HOME

IDIS—PR85

U.S. Department of Housing and Urban Development
 Office of Community Planning and Development
 Integrated Disbursement and Information System
 Rental , Homebuyer , Homeowner Rehab, TBRA
 Housing Performance Report - BOISE , ID

Program Rental , Homebuyer , Homeowner Rehab, TBRA
 Date Range 09/30/2018
 Home Tenure Type 10/1/2017

Objectives	Availability / Accessibility		Outcomes Affordability		Sustainability		Total by Objective		# of Total Units Brought to Property Standard		Of the Total Units, the # occupied by Households <= 80% AMI	
	Units	\$	Units	\$	Units	\$	Units	\$	Units	\$	Units	\$
Suitable Living	0	0.00	0	0.00	0	0.00	0	0.00	0	0.00	0	0.00
Decent Housing	0	0.00	6	1,033,998.77	0	0.00	6	1,033,998.77	6	1,033,998.77	6	1,033,998.77
Economic Opportunity	0	0.00	0	0.00	0	0.00	0	0.00	0	0.00	0	0.00
Total by Outcome	0	0.00	6	1,033,998.77	0	0.00	6	1,033,998.77	6	1,033,998.77	6	1,033,998.77

CDBG AND HOME LEAD BASED PAINT REPORT

IDIS—PR89



U.S. Department of Housing and Urban Development
Office of Community Planning and Development
Integrated Disbursement and Information System
CDBG Lead Based Paint Report




Report Date Between: 10/01/2017 and 09/30/2018
Status: Completed

Summary by Lead Safe Housing Rule Status/Lead Activity

Requirement	Remediation	Unit #
Exempt: Hard costs <= \$5,000	Total	1
	Lead Safe Work Practices (24 CFR 35.930(b))	1

Unit # Summary for Exempt: Hard costs <= \$5,000

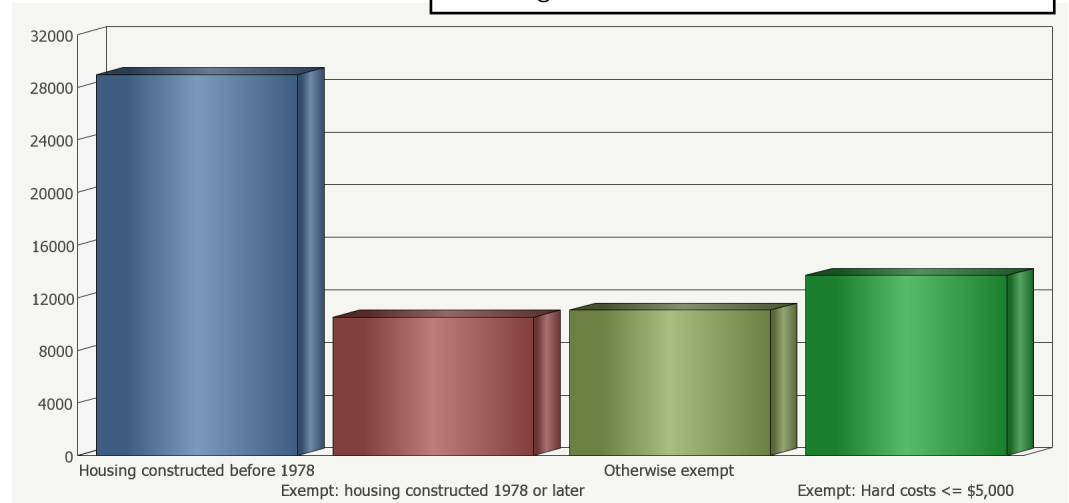


Other Actions required by Local/State Codes: No data returned for this

Summary by Activity Type

Type	Requirement	Unit #
Housing	Total	64,143
	Exempt: Hard costs <= \$5,000	13,674
	Exempt: housing constructed 1978 or later	10,500
	Housing constructed before 1978	28,927
	Otherwise exempt	11,042

Unit # Summary for Housing





U.S. Department of Housing and Urban Development
Office of Community Planning and Development
Integrated Disbursement and Information System
HOME Lead Based Paint Report

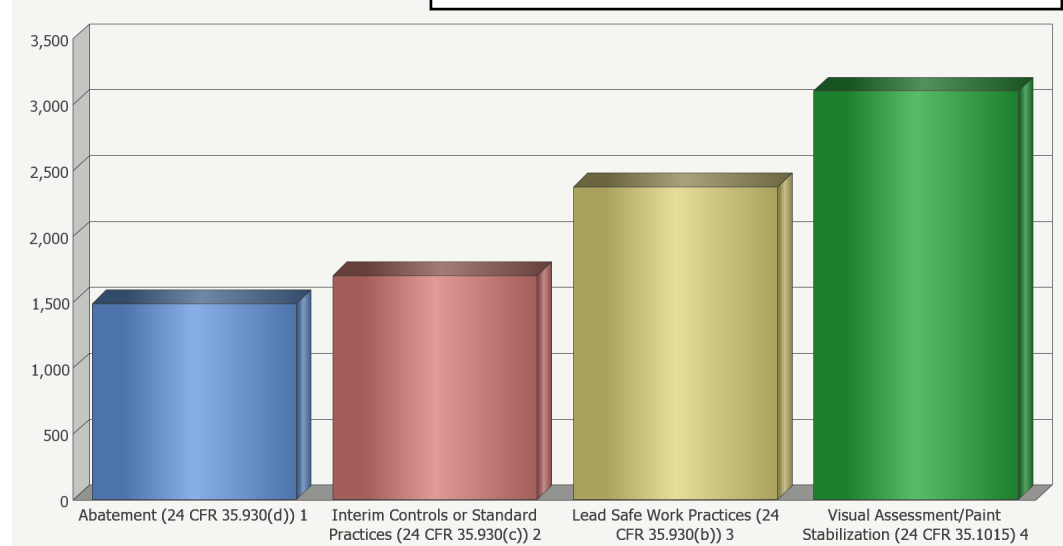


Report Date Between: 10/02/2017 and 09/29/2018
Status:

Summary by Lead Safe Housing Rule Status/Lead Activity

Requirement	Remediation	Unit #
Housing constructed before 1978 Total		8,778
	Abatement (24 CFR 35.930(d))	1,483
	Interim Controls or Standard Practices (24 CFR 35.930(c))	1,699
	Lead Safe Work Practices (24 CFR 35.930(b))	2,372
	Visual Assessment/Paint Stabilization (24 CFR 35.1015)	3,100
	Other Actions required by Local/State Codes	124

Unit # Summary for Housing constructed before 1978



Other Actions required by Local/State Codes: 124

Summary by Activity Type

Type	Requirement	Unit #
Acquisition Only	Total	6,345
	Exempt: housing constructed 1978 or later	2,495
	Housing constructed before 1978	3,080
	Otherwise exempt	770

Unit # Summary for Acquisition Only

