

CDBG ACTIVITY SUMMARY REPORT

IDIS—PR03

U.S. Department of Housing and Urban Development
 Office of Community Planning and Development
 Integrated Disbursement and Information System
 CDBG Activity Summary Report (GPR) for Program Year 2016
 BOISE

Date: 04-Dec-2017
 Time: 16:47
 Page: 2

Actual Accomplishments

Number assisted:	Owner		Renter		Total		Person	
	Total	Hispanic	Total	Hispanic	Total	Hispanic	Total	Hispanic
White:					0	0		
Black/African American:					0	0		
Asian:					0	0		
American Indian/Alaskan Native:					0	0		
Native Hawaiian/Other Pacific Islander:					0	0		
American Indian/Alaskan Native & White:					0	0		
Asian White:					0	0		
Black/African American & White:					0	0		
American Indian/Alaskan Native & Black/African American:					0	0		
Other multi-racial:					0	0		
Asian/Pacific Islander:					0	0		
Hispanic:					0	0		
Total:	0	0	0	0	0	0	0	0

Female-headed Households:

0

Income Category:

	Owner	Renter	Total	Person
Extremely Low			0	
Low Mod			0	
Moderate			0	
Non Low Moderate			0	
Total	0	0	0	0

Percent Low/Mod

Annual Accomplishments

No data returned for this view. This might be because the applied filter excludes all data.

U.S. Department of Housing and Urban Development
 Office of Community Planning and Development
 Integrated Disbursement and Information System
 CDBG Activity Summary Report (GPR) for Program Year 2016
 BOISE

Date: 04-Dec-2017
 Time: 16:47
 Page: 4

Asian/Pacific Islander:	0	0	0	0	0	0	0	0
Hispanic:	0	0	0	0	0	0	0	0
Total:	0	0	3	0	3	0	0	0
Female-headed Households:	0		1		1			
Income Category:	Owner	Renter	Total	Person				
Extremely Low	0	0	0	0				
Low Mod	0	2	2	0				
Moderate	0	2	2	0				
Non Low Moderate	0	0	0	0				
Total	0	4	4	0				
Percent Low/Mod		100.0%	100.0%					

Annual Accomplishments

Years	Accomplishment Narrative	# Benefitting
2014	HOME: RPDP #12 - IDIS #996: 8201 W Pembroke Dr (3 bedroom single family home) Acquisition/Rehab 100% Completed: 09/25/2014- Submitted by Property Management: 11/12/2014 HOME: RPDP #13 - IDIS #999: 3537 N Shamrock Ave (4 bedroom single family home) Acquisition/Rehab 100% completed: 11/15/2015- Submitted by Property Management: 12/18/2014 HOME: RPDP #14 - IDIS #1003: 3306 N Rugby (6 bedroom single family home) Acquisition/Rehab 100% completed: 06/28/2015 - Submitted by Property Management: 7/24/2015 HOME: RPDP #15 - IDIS #1024: 7894 N Holt (3 bedroom single family townhouse) Acquisition/Rehab 100% completed: 9/1/2015 HOME: RPDP #16 - IDIS #1025: 8771 W Westbrook (3 bedroom single family home) Acquired 6/17/2015; Rehab 10% complete on 9/30/2015 HOME: RPDP #17 - IDIS #1032: 1910 N. Westgate (3 bedroom single family townhouse) Acquisition/Rehab 100% complete on 9/1/2015	
2015	HOME: RPDP #14 - IDIS #1003: 3306 N Rugby (6 bedroom single family home) Acquisition/Rehab 100% completed: 06/28/2015 - Submitted by Property Management: 7/24/2015; rented on 12/2015 HOME: RPDP #15 - IDIS #1024: 7894 N Holt (3 bedroom single family townhouse) Acquisition/Rehab 100% completed: 9/1/2015 - Submitted to Property Management: 11/4/2015; rented on 12/2015 HOME: RPDP #16 - IDIS #1025: 8771 W Westbrook (3 bedroom single family home) Acquired 6/17/2015; Rehab 10% complete on 9/30/2015; completed on 10/5/2016; turned over to property management on 11/4/2016 HOME: RPDP #17 - IDIS #1032: 1910 N. Westgate (3 bedroom single family townhouse) Acquisition/Rehab 100% complete on 9/1/2015 - Submitted to Property Management: 11/4/2015;	

U.S. Department of Housing and Urban Development
Office of Community Planning and Development
Integrated Disbursement and Information System
CDBG Activity Summary Report (GPR) for Program Year 2016
BOISE

Date: 04-Dec-2017
Time: 16:47
Page: 6

Female-headed Households:			0	7	7
Income Category:	Owner	Renter	Total	Person	
Extremely Low	0	21	21	0	
Low Mod	0	1	1	0	
Moderate	0	0	0	0	
Non Low Moderate	0	0	0	0	
Total	0	22	22	0	
Percent Low/Mod		100.0%	100.0%		

Annual Accomplishments

Years	Accomplishment Narrative	# Benefiting
2014	1st Qtr: 11 Households Served, Proposed Goal at 73% 2nd Qtr: 2 Additional Households Served, Proposed Goal at 87% 3rd Qtr: 7 Additional Households Served, Proposed Goal at 93% 4th Qtr: 1 Additional Households Served, Proposed Goal at 140%	
2015	1st Quarter: 9 Households Served 2nd Quarter: 0 Households Served 3rd Quarter: 0 Households Served 4th Quarter: 0 Households Served	
2016	October 2016 - 1 Household Served November 2016 - 0 Households Served December 2016 - 0 Households Served January 2017 - 2 Households Served February 2017 - 0 Households Served March 2017 - 0 Households Served April 2017 - 0 Households Served May 2017 - 0 Households Served June 2017 - 1 Household Served July 2017 - 1 Household Served August 2017 - 1 Household Served September 2017 - 1 Household Served	

U.S. Department of Housing and Urban Development
 Office of Community Planning and Development
 Integrated Disbursement and Information System
 CDBG Activity Summary Report (GPR) for Program Year 2016
 BOISE

Date: 04-Dec-2017
 Time: 16:47
 Page: 8

Female-headed Households: 0 0 0

Income Category:	Owner	Renter	Total	Person
Extremely Low	0	0	0	0
Low Mod	0	0	0	0
Moderate	0	1	1	0
Non Low Moderate	0	0	0	0
Total	0	1	1	0
Percent Low/Mod		100.0%	100.0%	

Annual Accomplishments

Years	Accomplishment Narrative	# Benefitting
2015	This project was for two units of affordable rental housing. This property was acquired with an income eligible household. Rehab completed on both units by 9/30/2016 Turned over to property management on 11/4 Walk through by property management on 11/15; punch list created.	

U.S. Department of Housing and Urban Development
 Office of Community Planning and Development
 Integrated Disbursement and Information System
 CDBG Activity Summary Report (GPR) for Program Year 2016
 BOISE

Date: 04-Dec-2017
 Time: 16:47
 Page: 11

Female-headed Households: 0 0 0

Income Category:	Owner	Renter	Total	Person
Extremely Low	0	0	0	0
Low Mod	0	0	0	0
Moderate	1	0	1	0
Non Low Moderate	0	0	0	0
Total	1	0	1	0
Percent Low/Mod	100.0%		100.0%	

Annual Accomplishments

Years	Accomplishment Narrative	# Benefitting
2015	6/27/2016 - Loan Closed 8/1/2016 - Recording fees paid 8/8/2016- Title policy received 10/2016 - Rehabilitation completed.	

U.S. Department of Housing and Urban Development
 Office of Community Planning and Development
 Integrated Disbursement and Information System
 CDBG Activity Summary Report (GPR) for Program Year 2016
 BOISE

Date: 04-Dec-2017
 Time: 16:47
 Page: 13

Female-headed Households: 0 0 0

Income Category:	Owner	Renter	Total	Person
Extremely Low	0	0	0	0
Low Mod	1	0	1	0
Moderate	0	0	0	0
Non Low Moderate	0	0	0	0
Total	1	0	1	0
Percent Low/Mod	100.0%		100.0%	

Annual Accomplishments

Years	Accomplishment Narrative	# Benefiting
2015		

U.S. Department of Housing and Urban Development
 Office of Community Planning and Development
 Integrated Disbursement and Information System
 CDBG Activity Summary Report (GPR) for Program Year 2016
 BOISE

Date: 04-Dec-2017
 Time: 16:47
 Page: 15

Hispanic:	0	0	0	0	0	0	0	0
Total:	1	0	0	0	1	0	0	0
Female-headed Households:	0		0		0			
Income Category:	Owner	Renter	Total	Person				
Extremely Low	0	0	0	0				
Low Mod	1	0	1	0				
Moderate	0	0	0	0				
Non Low Moderate	0	0	0	0				
Total	1	0	1	0				
Percent Low/Mod	100.0%		100.0%					

Annual Accomplishments

Years	Accomplishment Narrative	# Benefiting
2015	9/23/2016 - Loan closes at Title Company 9/27/2016 - Loan funded	

U.S. Department of Housing and Urban Development
 Office of Community Planning and Development
 Integrated Disbursement and Information System
 CDBG Activity Summary Report (GPR) for Program Year 2016
 BOISE

Date: 04-Dec-2017
 Time: 16:47
 Page: 17

Income Category:	Owner	Renter	Total	Person
Extremely Low	0	0	0	0
Low Mod	1	0	1	0
Moderate	0	0	0	0
Non Low Moderate	0	0	0	0
Total	1	0	1	0
Percent Low/Mod	100.0%		100.0%	

Annual Accomplishments

Years	Accomplishment Narrative	# Benefitting
2016	October 31, 2016- Loan Closed April 2017 - Rehabilitation Completed	

U.S. Department of Housing and Urban Development
 Office of Community Planning and Development
 Integrated Disbursement and Information System
 CDBG Activity Summary Report (GPR) for Program Year 2016
 BOISE

Date: 04-Dec-2017
 Time: 16:47
 Page: 19

Income Category:	Owner	Renter	Total	Person
Extremely Low	0	9	9	0
Low Mod	0	2	2	0
Moderate	0	0	0	0
Non Low Moderate	0	0	0	0
Total	0	11	11	0
Percent Low/Mod		100.0%	100.0%	

Annual Accomplishments

Years	Accomplishment Narrative	# Benefiting
2016	November 4, 2016 - Loan closed. May 2017 - All rehabilitation is completed.	

U.S. Department of Housing and Urban Development
 Office of Community Planning and Development
 Integrated Disbursement and Information System
 CDBG Activity Summary Report (GPR) for Program Year 2016
 BOISE

Date: 04-Dec-2017
 Time: 16:47
 Page: 21

Income Category:	Owner	Renter	Total	Person
Extremely Low	0	0	0	3,828
Low Mod	0	0	0	1,283
Moderate	0	0	0	482
Non Low Moderate	0	0	0	185
Total	0	0	0	5,778
Percent Low/Mod				96.8%

Annual Accomplishments

Years	Accomplishment Narrative	# Benefitting
2016	Oct - Dec 2095 beneficiaries were served. (47%) January 2017: 444 beneficiaries were served February 2017: 483 beneficiaries were served March 2017: 477 beneficiaries were served April 2017: 375 beneficiaries were served May 2017: 364 beneficiaries were served (94% of goal) June 2017: 360 beneficiaries were served July 2017: 396 beneficiaries were served August 2017: 389 beneficiaries were served September 2017: 395 beneficiaries were served	

U.S. Department of Housing and Urban Development
 Office of Community Planning and Development
 Integrated Disbursement and Information System
 CDBG Activity Summary Report (GPR) for Program Year 2016
 BOISE

Date: 04-Dec-2017
 Time: 16:47
 Page: 23

Total:			0	0	0	0	0	0	98	27
Female-headed Households:			0		0		0			
Income Category:										
	Owner	Renter	Total		Person					
Extremely Low	0	0	0		76					
Low Mod	0	0	0		11					
Moderate	0	0	0		11					
Non Low Moderate	0	0	0		0					
Total	0	0	0		98					
Percent Low/Mod					100.0%					

Annual Accomplishments

Years	Accomplishment Narrative	# Benefiting
2016	October - December 2016: 47 beneficiaries January 2017: 7 beneficiaries February 2017: 8 beneficiaries March 2017: 3 beneficiaries April 2017: 5 beneficiaries May 2017: 1 beneficiary (71% of goal) June 2017: 5 beneficiaries July 2017: 8 beneficiaries August 2017: 9 beneficiaries September 2017: 5 beneficiaries (98% of goal)	

U.S. Department of Housing and Urban Development
 Office of Community Planning and Development
 Integrated Disbursement and Information System
 CDBG Activity Summary Report (GPR) for Program Year 2016
 BOISE

Date: 04-Dec-2017
 Time: 16:47
 Page: 25

Extremely Low	0	0	0	0
Low Mod	0	0	0	0
Moderate	1	0	1	0
Non Low Moderate	0	0	0	0
Total	1	0	1	0
Percent Low/Mod	100.0%		100.0%	

Annual Accomplishments

Years	Accomplishment Narrative	# Benefiting
2016	Application received on November 2, 2016. Loan closed on December 23, 2016.	

U.S. Department of Housing and Urban Development
 Office of Community Planning and Development
 Integrated Disbursement and Information System
 CDBG Activity Summary Report (GPR) for Program Year 2016
 BOISE

Date: 04-Dec-2017
 Time: 16:47
 Page: 27

Female-headed Households: 0 0 0

Income Category:	Owner	Renter	Total	Person
Extremely Low	0	0	0	37
Low Mod	0	0	0	0
Moderate	0	0	0	0
Non Low Moderate	0	0	0	0
Total	0	0	0	37
Percent Low/Mod				100.0%

Annual Accomplishments

Years	Accomplishment Narrative	# Benefitting
2016	October through December - 28 served January 2017: 8 beneficiaries served February 2017: 0 beneficiaries served March 2017: 1 beneficiary served April 2017: 0 beneficiaries served (123% of goal) May 2017: 0 beneficiaries served June 2017: 0 beneficiaries served July 2017: 0 beneficiaries served August 2017: 0 beneficiaries served September 2017: 0 beneficiaries served	

U.S. Department of Housing and Urban Development
 Office of Community Planning and Development
 Integrated Disbursement and Information System
 CDBG Activity Summary Report (GPR) for Program Year 2016
 BOISE

Date: 04-Dec-2017
 Time: 16:47
 Page: 29

Female-headed Households: 0 0 0

Income Category:	Owner	Renter	Total	Person
Extremely Low	0	0	0	94
Low Mod	0	0	0	23
Moderate	0	0	0	14
Non Low Moderate	0	0	0	18
Total	0	0	0	149
Percent Low/Mod				87.9%

Annual Accomplishments

Years	Accomplishment Narrative	# Benefitting
2016	October - December 2016 = 61 served January 2017: 11 beneficiaries served February 2017: 7 beneficiaries served March 2017: 16 beneficiaries served April 2017: 5 beneficiaries served May 2017: 9 beneficiaries served (109% of goal) June 2017: 14 beneficiaries served July 2017: 6 beneficiaries served August 2017: 10 beneficiaries served September 2017: 10 beneficiaries served	

U.S. Department of Housing and Urban Development
Office of Community Planning and Development
Integrated Disbursement and Information System
CDBG Activity Summary Report (GPR) for Program Year 2016
BOISE

Date: 04-Dec-2017

Time: 16:47

Page: 31

Income Category:	Owner	Renter	Total	Person
Extremely Low			0	
Low Mod			0	
Moderate			0	
Non Low Moderate			0	
Total	0	0	0	0
Percent Low/Mod				

Annual Accomplishments

No data returned for this view. This might be because the applied filter excludes all data.

U.S. Department of Housing and Urban Development
 Office of Community Planning and Development
 Integrated Disbursement and Information System
 CDBG Activity Summary Report (GPR) for Program Year 2016
 BOISE

Date: 04-Dec-2017
 Time: 16:47
 Page: 33

Extremely Low	0	0	0	0
Low Mod	0	0	0	0
Moderate	0	0	0	0
Non Low Moderate	0	0	0	0
Total	0	0	0	0
Percent Low/Mod				

Annual Accomplishments

Years	Accomplishment Narrative	# Benefiting
2016	Home Improvement administration for loan servicing personnel, loan servicing software, loan origination personnel, and home improvements for the following activity numbers: 1065, 1073, 1074, 1092, 1093, 1094, 1095, 1096, and 1104.	

U.S. Department of Housing and Urban Development
 Office of Community Planning and Development
 Integrated Disbursement and Information System
 CDBG Activity Summary Report (GPR) for Program Year 2016
 BOISE

Date: 04-Dec-2017
 Time: 16:47
 Page: 35

Extremely Low	0	0	0	0
Low Mod	0	0	0	0
Moderate	0	0	0	0
Non Low Moderate	0	0	0	0
Total	0	0	0	0
Percent Low/Mod				

Annual Accomplishments

Years	Accomplishment Narrative	# Benefiting
2016	Homeownership administration for loan servicing personnel, loan servicing software, loan origination personnel, and new homeownership loans for the following activity numbers: 1077, 1086, 1089, 1090, and 1100.	

U.S. Department of Housing and Urban Development
Office of Community Planning and Development
Integrated Disbursement and Information System
CDBG Activity Summary Report (GPR) for Program Year 2016
BOISE

Date: 04-Dec-2017

Time: 16:47

Page: 37

Extremely Low			0	
Low Mod			0	
Moderate			0	
Non Low Moderate			0	
Total	0	0	0	0
Percent Low/Mod				

Annual Accomplishments

No data returned for this view. This might be because the applied filter excludes all data.

U.S. Department of Housing and Urban Development
Office of Community Planning and Development
Integrated Disbursement and Information System
CDBG Activity Summary Report (GPR) for Program Year 2016
BOISE

Date: 04-Dec-2017

Time: 16:47

Page: 39

Extremely Low	0	0	0	0
Low Mod	0	0	0	0
Moderate	0	0	0	0
Non Low Moderate	0	0	0	0
Total	0	0	0	0
Percent Low/Mod				

Annual Accomplishments

No data returned for this view. This might be because the applied filter excludes all data.

U.S. Department of Housing and Urban Development
 Office of Community Planning and Development
 Integrated Disbursement and Information System
 CDBG Activity Summary Report (GPR) for Program Year 2016
 BOISE

Date: 04-Dec-2017
 Time: 16:47
 Page: 41

Income Category:	Owner	Renter	Total	Person
Extremely Low	0	0	0	0
Low Mod	0	0	0	0
Moderate	1	0	1	0
Non Low Moderate	0	0	0	0
Total	1	0	1	0
Percent Low/Mod	100.0%		100.0%	

Annual Accomplishments

Years	Accomplishment Narrative	# Benefitting
2016	November 18, 2016- Application Received December 16, 2016 - Loan Closed	

U.S. Department of Housing and Urban Development
 Office of Community Planning and Development
 Integrated Disbursement and Information System
 CDBG Activity Summary Report (GPR) for Program Year 2016
 BOISE

Date: 04-Dec-2017
 Time: 16:47
 Page: 43

Female-headed Households:	0	0	0
Income Category:			
	Owner	Renter	Total
	Person		
Extremely Low	0	0	0
Low Mod	0	0	0
Moderate	0	0	0
Non Low Moderate	0	0	0
Total	0	0	0
Percent Low/Mod			100.0%

Annual Accomplishments

Years	Accomplishment Narrative	# Benefitting
2016	October - December = 83 beneficiaries served January 2017: 25 beneficiaries served February 2017: 15 beneficiaries served March 2017: 14 beneficiaries served April 2017: 8 beneficiaries served May 2017: 11 beneficiaries served (76% of goal) June 2017: 11 beneficiaries served July 2017: 3 beneficiaries served August 2017: 10 beneficiaries served September 2017: 1 beneficiary served (94% of goal)	

U.S. Department of Housing and Urban Development
 Office of Community Planning and Development
 Integrated Disbursement and Information System
 CDBG Activity Summary Report (GPR) for Program Year 2016
 BOISE

Date: 04-Dec-2017
 Time: 16:47
 Page: 45

Income Category:	Owner	Renter	Total	Person
Extremely Low	0	0	0	0
Low Mod	1	0	1	0
Moderate	0	0	0	0
Non Low Moderate	0	0	0	0
Total	1	0	1	0
Percent Low/Mod	100.0%		100.0%	

Annual Accomplishments

Years	Accomplishment Narrative	# Benefitting
2016	Eligible household is closing on house - 3/17/2017.	

U.S. Department of Housing and Urban Development
 Office of Community Planning and Development
 Integrated Disbursement and Information System
 CDBG Activity Summary Report (GPR) for Program Year 2016
 BOISE

Date: 04-Dec-2017
 Time: 16:47
 Page: 47

Income Category:	Owner	Renter	Total	Person
Extremely Low	0	0	0	0
Low Mod	0	0	0	0
Moderate	1	0	1	0
Non Low Moderate	0	0	0	0
Total	1	0	1	0
Percent Low/Mod	100.0%		100.0%	

Annual Accomplishments

Years	Accomplishment Narrative	# Benefitting
2016		

U.S. Department of Housing and Urban Development
 Office of Community Planning and Development
 Integrated Disbursement and Information System
 CDBG Activity Summary Report (GPR) for Program Year 2016
 BOISE

Date: 04-Dec-2017
 Time: 16:47
 Page: 49

Income Category:	Owner	Renter	Total	Person
Extremely Low	0	0	0	0
Low Mod	0	0	0	0
Moderate	0	0	0	0
Non Low Moderate	0	0	0	0
Total	0	0	0	0
Percent Low/Mod				

Annual Accomplishments

Years	Accomplishment Narrative	# Benefitting
2016	All demolition and site preparation has been completed. Household benefit will be added after HOME project 1075 is complete.	

U.S. Department of Housing and Urban Development
 Office of Community Planning and Development
 Integrated Disbursement and Information System
 CDBG Activity Summary Report (GPR) for Program Year 2016
 BOISE

Date: 04-Dec-2017
 Time: 16:47
 Page: 51

Income Category:	Owner	Renter	Total	Person
Extremely Low	0	0	0	0
Low Mod	1	0	1	0
Moderate	0	0	0	0
Non Low Moderate	0	0	0	0
Total	1	0	1	0
Percent Low/Mod	100.0%		100.0%	

Annual Accomplishments

Years	Accomplishment Narrative	# Benefitting
2016	April 2017- Application Received July 2017 - Loan closed July 2017 - Rehabilitation completed.	

U.S. Department of Housing and Urban Development
 Office of Community Planning and Development
 Integrated Disbursement and Information System
 CDBG Activity Summary Report (GPR) for Program Year 2016
 BOISE

Date: 04-Dec-2017
 Time: 16:47
 Page: 53

Income Category:	Owner	Renter	Total	Person
Extremely Low	0	0	0	0
Low Mod	0	0	0	0
Moderate	1	0	1	0
Non Low Moderate	0	0	0	0
Total	1	0	1	0
Percent Low/Mod	100.0%		100.0%	

Annual Accomplishments

Years	Accomplishment Narrative	# Benefitting
2016	April 2017 - Application Received July 2017 - Loan closed July 2017- rehabilitation work being done	

U.S. Department of Housing and Urban Development
 Office of Community Planning and Development
 Integrated Disbursement and Information System
 CDBG Activity Summary Report (GPR) for Program Year 2016
 BOISE

Date: 04-Dec-2017
 Time: 16:47
 Page: 55

Income Category:	Owner	Renter	Total	Person
Extremely Low	0	0	0	0
Low Mod	0	0	0	0
Moderate	1	0	1	0
Non Low Moderate	0	0	0	0
Total	1	0	1	0
Percent Low/Mod	100.0%		100.0%	

Annual Accomplishments

Years	Accomplishment Narrative	# Benefitting
2016	April 2017 - Application Received June 2017- Loan closed July 2017 - Rehabilitation being completed.	

U.S. Department of Housing and Urban Development
 Office of Community Planning and Development
 Integrated Disbursement and Information System
 CDBG Activity Summary Report (GPR) for Program Year 2016
 BOISE

Date: 04-Dec-2017
 Time: 16:47
 Page: 57

Income Category:	Owner	Renter	Total	Person
Extremely Low	0	0	0	0
Low Mod	0	0	0	0
Moderate	1	0	1	0
Non Low Moderate	0	0	0	0
Total	1	0	1	0
Percent Low/Mod	100.0%		100.0%	

Annual Accomplishments

Years	Accomplishment Narrative	# Benefitting
2016	May 2017 - Application received July 2017 - Loan closes July 2017 - rehabilitation work is being completed.	

U.S. Department of Housing and Urban Development
 Office of Community Planning and Development
 Integrated Disbursement and Information System
 CDBG Activity Summary Report (GPR) for Program Year 2016
 BOISE

Date: 04-Dec-2017
 Time: 16:47
 Page: 59

Income Category:	Owner	Renter	Total	Person
Extremely Low	0	0	0	0
Low Mod	0	0	0	0
Moderate	1	0	1	0
Non Low Moderate	0	0	0	0
Total	1	0	1	0
Percent Low/Mod	100.0%		100.0%	

Annual Accomplishments

Years	Accomplishment Narrative	# Benefitting
2016	May 2017- Application Received July 2017- Loan closes August 2017 - rehabilitation is complete.	

U.S. Department of Housing and Urban Development
 Office of Community Planning and Development
 Integrated Disbursement and Information System
 CDBG Activity Summary Report (GPR) for Program Year 2016
 BOISE

Date: 04-Dec-2017
 Time: 16:47
 Page: 61

Income Category:	Owner	Renter	Total	Person
Extremely Low	0	39	39	0
Low Mod	0	29	29	0
Moderate	0	7	7	0
Non Low Moderate	0	2	2	0
Total	0	77	77	0
Percent Low/Mod		97.4%	97.4%	

Annual Accomplishments

Years	Accomplishment Narrative	# Benefiting
2016	April 2017- Application received for improvements to 2717 S. Vista. An affordable rental housing project owned by the City of Boise. June 2017 - Scope of work to include electric panel replacement and PTAC (heating and cooling replacement). July 2017 - PTAC's are replaced. August 2017 - Electric panels to be replaced.	

U.S. Department of Housing and Urban Development
 Office of Community Planning and Development
 Integrated Disbursement and Information System
 CDBG Activity Summary Report (GPR) for Program Year 2016
 BOISE

Date: 04-Dec-2017
 Time: 16:47
 Page: 63

Female-headed Households: 0 0 0

Income Category:	Owner	Renter	Total	Person
Extremely Low	0	35	35	0
Low Mod	0	8	8	0
Moderate	0	1	1	0
Non Low Moderate	0	0	0	0
Total	0	44	44	0
Percent Low/Mod		100.0%	100.0%	

Annual Accomplishments

Years	Accomplishment Narrative	# Benefitting
2016	April 2017 - Application received to complete improvements to affordable rental property owned and operated by the City of Boise. June 2017 - Scope of work to determined to include roof replacement, painting, and PTAC (heating and cooling) replacement. July 2017 - PTAC's replaced. August 2017 - Roof contract awarded.	

U.S. Department of Housing and Urban Development
 Office of Community Planning and Development
 Integrated Disbursement and Information System
 CDBG Activity Summary Report (GPR) for Program Year 2016
 BOISE

Date: 04-Dec-2017
 Time: 16:47
 Page: 65

Female-headed Households: 0 0 0

Income Category:	Owner	Renter	Total	Person
Extremely Low	0	0	0	0
Low Mod	0	0	0	0
Moderate	0	1	1	0
Non Low Moderate	0	0	0	0
Total	0	1	1	0
Percent Low/Mod		100.0%	100.0%	

Annual Accomplishments

Years	Accomplishment Narrative	# Benefitting
2016		

U.S. Department of Housing and Urban Development
 Office of Community Planning and Development
 Integrated Disbursement and Information System
 CDBG Activity Summary Report (GPR) for Program Year 2016
 BOISE

Date: 04-Dec-2017
 Time: 16:47
 Page: 67

Income Category:	Owner	Renter	Total	Person
Extremely Low	0	0	0	0
Low Mod	1	0	1	0
Moderate	0	0	0	0
Non Low Moderate	0	0	0	0
Total	1	0	1	0
Percent Low/Mod	100.0%		100.0%	

Annual Accomplishments

Years	Accomplishment Narrative	# Benefitting
2016	April 1, 2017 - Received Application June 5, 2017 - Closed Loan	

U.S. Department of Housing and Urban Development
 Office of Community Planning and Development
 Integrated Disbursement and Information System
 CDBG Activity Summary Report (GPR) for Program Year 2016
 BOISE

Date: 04-Dec-2017
 Time: 16:47
 Page: 69

Income Category:	Owner	Renter	Total	Person
Extremely Low	0	12	12	0
Low Mod	0	5	5	0
Moderate	0	2	2	0
Non Low Moderate	0	0	0	0
Total	0	19	19	0
Percent Low/Mod		100.0%	100.0%	

Annual Accomplishments

Years	Accomplishment Narrative	# Benefiting
2016	April 2017- Application Received for improvement to affordable rental housing owned and operated by the City of Boise. June 2017 - Scope of work determined to include PTAC (heating and cooling) replacement. July 2017 - PTAC's replaced.	

U.S. Department of Housing and Urban Development
 Office of Community Planning and Development
 Integrated Disbursement and Information System
 CDBG Activity Summary Report (GPR) for Program Year 2016
 BOISE

Date: 04-Dec-2017
 Time: 16:47
 Page: 71

Hispanic:	0	0	0	0	0	0	0	0
Total:	0	0	0	0	0	0	0	0
Female-headed Households:	0		0		0			
Income Category:	Owner	Renter	Total	Person				
Extremely Low	0	0	0	0				
Low Mod	0	0	0	0				
Moderate	0	0	0	0				
Non Low Moderate	0	0	0	0				
Total	0	0	0	0				
Percent Low/Mod								

Annual Accomplishments

Years	Accomplishment Narrative	# Benefiting
2016	July 23, 2017 - Bids for project were received. August 3, 2017 - Contractor to be notified.	

U.S. Department of Housing and Urban Development
 Office of Community Planning and Development
 Integrated Disbursement and Information System
 CDBG Activity Summary Report (GPR) for Program Year 2016
 BOISE

Date: 04-Dec-2017
 Time: 16:47
 Page: 74

Income Category:	Owner	Renter	Total	Person
Extremely Low	0	0	0	0
Low Mod	1	0	1	0
Moderate	0	0	0	0
Non Low Moderate	0	0	0	0
Total	1	0	1	0
Percent Low/Mod	100.0%		100.0%	

Annual Accomplishments

Years	Accomplishment Narrative	# Benefitting
2016	August 3 - Application received August 24 - Digging begins for installation of water connection August 30 - Water connection complete/ rehab complete	

U.S. Department of Housing and Urban Development
Office of Community Planning and Development
Integrated Disbursement and Information System
CDBG Activity Summary Report (GPR) for Program Year 2016
BOISE

Date: 04-Dec-2017

Time: 16:47

Page: 75

Total Funded Amount:	\$11,497,344.08
Total Drawn Thru Program Year:	\$11,016,943.78
Total Drawn In Program Year:	\$2,720,909.05

SUMMARY OF CONSOLIDATED PLAN PROJECTS

IDIS—PR06

U.S. DEPARTMENT OF HOUSING AND URBAN
DEVELOPMENT
OFFICE OF COMMUNITY PLANNING AND DEVELOPMENT
PR06 - Summary of Consolidated Plan Projects for Report
Year

DATE: 12/4/2017
TIME: 4:49:15 PM
PAGE: 1/6

IDIS

Plan IDIS Year Project	Project Title and Description	Program	Project Estimate	Committed Amount	Amount Drawn Thru Report Year	Amount Available to Draw	
2016 1	Terry Reilly Boise Clinic (Medical care)	Medical Care Services. National Objective LMC. CDBG Activity Code 05M.	CDBG	\$83,200.00	\$83,200.00	\$83,200.00	\$0.00
2	Giraffe Laugh Early Learning Childcare	Childcare scholarships for income eligible children. National Objective LMC. CDBG Activity Code 05L.	CDBG	\$31,000.00	\$31,200.00	\$31,200.00	\$0.00
3	Homeward Bound	Case Management at the overnight shelter. National Objective LMC. CDBG Activity Code 5.	CDBG	\$35,000.00	\$0.00	\$0.00	\$0.00
4	Emergency Rental and Mercy Assistance	Subsistence payments. National Objective LMC. CDBG Activity Code 05Q.	CDBG	\$38,668.00	\$36,000.00	\$36,000.00	\$0.00
5	Case Management and Education Classes	Case management for vulnerable populations. National Objective LMC. CDBG Activity Code 5.	CDBG	\$33,000.00	\$31,200.00	\$31,200.00	\$0.00
6	Critical Counseling for Victims of Domestic and/or Sexual Violence	Services for battered and abused spouses. National Objective LMC. CDBG Activity Code 05G.	CDBG	\$63,000.00	\$56,200.00	\$56,200.00	\$0.00
7	Affordable Homeownership	Acquisition of single-family homes for income eligible households. National Objective LMH.	CDBG	\$300,000.00	\$201,889.00	\$201,889.00	\$0.00
8	Affordable Rental Housing - CDBG	Increasing access to a variety of affordable rental housing units in Boise. National Objective LMH.	CDBG	\$185,000.00	\$0.00	\$0.00	\$0.00
9	Boise Home Improvement Loan Program	Home improvements and housing refinancing for income eligible households. National Objective LMH. CDBG Activity Code 14.	CDBG	\$538,622.00	\$1,548,266.17	\$1,208,715.00	\$339,551.17
10	Impact Fee Waiver	Assist construction of affordable rental units by offsetting the cost of impact fees in tax credit financed rental housing.	HOME	\$50,000.00	\$0.00	\$0.00	\$0.00
11	Program Administration- CDBG	Boise City will use 20% of CDBG Entitlement funds (\$1,290,612) and 20% of CDBG program income (\$300,000) for administration of these programs and projects in 2017.	CDBG HOME	\$318,122.00 \$0.00	\$0.00 \$136,924.60	\$0.00 \$113,817.13	\$0.00 \$23,107.47
12	Improve Neighborhood Livability	The City will use funds that support projects improving infrastructure, public art, public facilities, etc. National Objective LMA. CDBG Activity Code 3.	CDBG	\$300,000.00	\$99,085.83	\$15,780.53	\$83,305.30
14	AutumnGold Homebuyer Program	AutumnGold will purchase, rehabilitate, then sell single family homes to income eligible families. All rehabilitation will meet current and local code.	HOME	\$650,000.00	\$650,000.00	\$0.00	\$650,000.00
15	NeighborWorks Affordable Homeownership	Neighborworks will construct four single family homes that are energy efficient and sold to income eligible families.	HOME	\$420,000.00	\$0.00	\$0.00	\$0.00

U.S. DEPARTMENT OF HOUSING AND URBAN
DEVELOPMENT
OFFICE OF COMMUNITY PLANNING AND DEVELOPMENT
PR06 - Summary of Consolidated Plan Projects for Report
Year

DATE: 12/4/2017
TIME: 4:49:15 PM
PAGE: 2/6

IDIS

Plan IDIS Year Project	Project Title and Description	Program	Amount Drawn in Report Year
2016 1	Terry Reilly Boise Clinic (Medical care)	Medical Care Services. National Objective LMC. CDBG Activity Code 05M.	CDBG \$83,200.00
2	Giraffe Laugh Early Learning Childcare	Childcare scholarships for income eligible children. National Objective LMC. CDBG Activity Code 05L.	CDBG \$31,200.00
3	Homeward Bound	Case Management at the overnight shelter. National Objective LMC. CDBG Activity Code 5.	CDBG \$0.00
4	Emergency Rental and Mercy Assistance	Subsistence payments. National Objective LMC. CDBG Activity Code 05Q.	CDBG \$36,000.00
5	Case Management and Education Classes	Case management for vulnerable populations. National Objective LMC. CDBG Activity Code 5.	CDBG \$31,200.00
6	Critical Counseling for Victims of Domestic and/or Sexual Violence	Services for battered and abused spouses. National Objective LMC. CDBG Activity Code 05G.	CDBG \$56,200.00
7	Affordable Homeownership	Acquisition of single-family homes for income eligible households. National Objective LMH.	CDBG \$201,889.00
8	Affordable Rental Housing - CDBG	Increasing access to a variety of affordable rental housing units in Boise. National Objective LMH.	CDBG \$0.00
9	Boise Home Improvement Loan Program	Home improvements and housing refinancing for income eligible households. National Objective LMH. CDBG Activity Code 14.	CDBG \$1,208,715.00
10	Impact Fee Waiver	Assist construction of affordable rental units by offsetting the cost of impact fees in tax credit financed rental housing.	HOME \$0.00
11	Program Administration- CDBG	Boise City will use 20% of CDBG Entitlement funds (\$1,290,612) and 20% of CDBG program income (\$300,000) for administration of these programs and projects in 2017.	CDBG \$0.00 HOME \$113,817.13
12	Improve Neighborhood Livability	The City will use funds that support projects improving infrastructure, public art, public facilities, etc. National Objective LMA. CDBG Activity Code 3.	CDBG \$15,780.53
14	AutumnGold Homebuyer Program	AumtumGold will purchase, rehabilitate, then sell single family homes to income eligible families. All rehabilitation will meet current and local code.	HOME \$0.00
15	NeighborWorks Affordable Homeownership	Neighborworks will construct four single family homes that are energy efficient and sold to income eligible families.	HOME \$0.00

U.S. DEPARTMENT OF HOUSING AND URBAN
DEVELOPMENT
OFFICE OF COMMUNITY PLANNING AND DEVELOPMENT
PR06 - Summary of Consolidated Plan Projects for Report
Year

DATE: 12/4/2017
TIME: 4:49:15 PM
PAGE: 3/6

IDIS

Plan IDIS Year Project	Project Title and Description	Program	Project Estimate	Committed Amount	Amount Drawn Thru Report Year	Amount Available to Draw	
2016 18	Program Administration	Boise City will use 20% of CDBG funds and 10% of HOME funds, as well as 20% of CDBG program income and 10% of HOME program income, for administration of these programs and projects in 2016.	CDBG	\$0.00	\$395,528.35	\$395,528.35	\$0.00
19	Boise City: Home Improvement Loan Program	The City will provide low-interest home improvement loans for owner occupied and non-owner occupied households at or below 80 percent of the area median income limits. Eligible repairs include roofs, furnaces, air conditioning, plumbing, electrical, windows, doors, insulation, additions (if family size warrants), add grab bars, ramps code items, and other repairs to assist in safe, decent and sanitary living conditions. Disseminate information to each applicant, about the hazards of lead-based paint, the increase value of energy-efficiency measures, and educational handouts on affirmatively further fair housing.	CDBG	\$0.00	\$294,500.27	\$285,263.38	\$9,236.89
21	Boise City: Affordable Homeownership Program	Provide homeownership opportunities through below-market interest second-mortgage loans to individuals and families below 80% of the area median income. Marketing efforts will be taken to encourage homeownership for persons with special needs. Disseminate information to each applicant; about the hazards of lead-based paint, the increased value of energy-efficiency measures, and educational handouts on affirmatively furthering fair housing.	CDBG	\$0.00	\$76,542.62	\$76,542.62	\$0.00
23	Section 108 Loan	CDBG funds will be used to make the Section 108 loan principal payment on the property located at 2717 South Vista Avenue, Boise, ID 83705. Rental units at this location provide rental housing to very low- and low-income individuals and families at reduced rates for affordability.	CDBG	\$0.00	\$148,078.00	\$148,078.00	\$0.00
24	HMIS		CDBG	\$60,000.00	\$0.00	\$0.00	\$0.00
25	Acquisition and Demolition	This money is for the acquisition and demolition of existing structures on a vacant parcel of land. Tax credits and other local funds will be used for the construction of 30-units of senior housing.	CDBG	\$0.00	\$49,698.00	\$49,698.00	\$0.00

U.S. DEPARTMENT OF HOUSING AND URBAN
DEVELOPMENT
OFFICE OF COMMUNITY PLANNING AND DEVELOPMENT
PR06 - Summary of Consolidated Plan Projects for Report
Year

DATE: 12/4/2017
TIME: 4:49:15 PM
PAGE: 4/6

IDIS

Plan IDIS Year Project	Project Title and Description	Program	Amount Drawn in Report Year
2016 18	Program Administration	Boise City will use 20% of CDBG funds and 10% of HOME funds, as well as 20% of CDBG program income and 10% of HOME program income, for administration of these programs and projects in 2016.	CDBG \$395,528.35
19	Boise City: Home Improvement Loan Program	The City will provide low-interest home improvement loans for owner occupied and non-owner occupied households at or below 80 percent of the area median income limits. Eligible repairs include roofs, furnaces, air conditioning, plumbing, electrical, windows, doors, insulation, additions (if family size warrants), add grab bars, ramps code items, and other repairs to assist in safe, decent and sanitary living conditions. Disseminate information to each applicant, about the hazards of lead-based paint, the increase value of energy-efficiency measures, and educational handouts on affirmatively further fair housing.	CDBG \$285,263.38
21	Boise City: Affordable Homeownership Program	Provide homeownership opportunities through below-market interest second-mortgage loans to individuals and families below 80% of the area median income. Marketing efforts will be taken to encourage homeownership for persons with special needs. Disseminate information to each applicant; about the hazards of lead-based paint, the increased value of energy-efficiency measures, and educational handouts on affirmatively furthering fair housing.	CDBG \$76,542.62
23	Section 108 Loan	CDBG funds will be used to make the Section 108 loan principal payment on the property located at 2717 South Vista Avenue, Boise, ID 83705. Rental units at this location provide rental housing to very low- and low-income individuals and families at reduced rates for affordability.	CDBG \$148,078.00
24	HMIS		CDBG \$0.00
25	Acquisition and Demolition	This money is for the acquisition and demolition of existing structures on a vacant parcel of land. Tax credits and other local funds will be used for the construction of 30-units of senior housing.	CDBG \$49,698.00

U.S. DEPARTMENT OF HOUSING AND URBAN
DEVELOPMENT
OFFICE OF COMMUNITY PLANNING AND DEVELOPMENT
PR06 - Summary of Consolidated Plan Projects for Report
Year

DATE: 12/4/2017
TIME: 4:49:15 PM
PAGE: 5/6

IDIS

Plan IDIS Year Project	Project Title and Description	Program	Project Estimate	Committed Amount	Amount Drawn Thru Report Year	Amount Available to Draw
2016 26	Ormand Site Prep and Clean-Up	Site-clean up and preparation of an old dilapidated CDBG house. These funds are in addition to HOME CHDO funds for the development of affordable homeownership, that were committed on October 17, 2016.	\$50,000.00	\$0.00	\$0.00	\$0.00

U.S. DEPARTMENT OF HOUSING AND URBAN
DEVELOPMENT
OFFICE OF COMMUNITY PLANNING AND DEVELOPMENT
PR06 - Summary of Consolidated Plan Projects for Report
Year

DATE: 12/4/2017
TIME: 4:49:15 PM
PAGE: 6/6

IDIS

Plan IDIS Year Project	Project Title and Description	Program	Amount Drawn in Report Year
2016 26	Ormand Site Prep and Clean-Up	Site-clean up and preparation of an old dilapidated CDBG house. These funds are in addition to HOME CHDO funds for the development of affordable homeownership, that were committed on October 17, 2016.	\$0.00

GRANTEE SUMMARY ACTIVITY REPORT

IDIS—PR08

IDIS Activity ID	Pgm Yr - Pr	Activity Name	Act Stat	Matrix Code
1035	2014-2	AutumnGold Senior Services, Inc	Open	
1060	2015-12	Bus Stop Improvements	Open	03L
1075	2016-1	Terry Reilly Boise Clinic	Completed	05M
1083	2016-11	HOME Program Administration	Open	
1088	2016-12	Emerald and American Street Improvements	Canceled	03K
1103	2016-12	Canal Street Sidewalk	Open	03L
1071	2016-14	AutumnGold Affordable Homeownership	Open	
1072	2016-15	Ormand Affordable Homeownership	Open	
1080	2016-18	CDBG Program Administration	Completed	21A
1081	2016-19	Home Improvement Project Delivery	Completed	14H
1085	2016-19	Multi-Family Home Improvement Project Delivery	Open	14H
1076	2016-2	Early Learning ChildCare Scholarships	Completed	05L
1082	2016-21	Homeownership Loan Program Project Delivery	Completed	14J
1084	2016-23	Section 108 Loan Repayment	Completed	19F
1091	2016-25	Ormand Street Demolition	Completed	2
1102	2016-25	Site Demolition and Preparation	Canceled	4
1078	2016-5	Salvation Army Homeward Bound	Completed	5
1079	2016-6	Women's and Children's Alliance	Completed	05G
1077	2016-7	Homeownership #1	Completed	13
1086	2016-7	Homeownership #2	Completed	13
1089	2016-7	Homeownership #2	Completed	13
1090	2016-7	Homeownership #3	Completed	13
1100	2016-7	Homeownership #4	Completed	13
1073	2016-9	Home Improvement #1	Completed	14A
1074	2016-9	Multi Family Home Improvement #1	Completed	14B
1092	2016-9	Home Improvement #2	Completed	14A
1093	2016-9	Home Improvement #3	Completed	14A
1094	2016-9	Home Improvement #4	Completed	14A
1095	2016-9	Home Improvement #5	Completed	14A
1096	2016-9	Home Improvement #6	Completed	14A
1097	2016-9	Multi Family Home Improvement #2	Open	14B
1098	2016-9	Multi Family Home Improvement #3	Open	14B
1099	2016-9	Multi Family Home Improvement #4	Completed	14B
1101	2016-9	Multi Family Home Improvement #5	Completed	14B
1104	2016-9	Home Improvement #6	Completed	14A

Metrics	Initial Funding Date	Funded Amount	Drawn Amount	Date of Last Draw
	9/23/2015	\$1,118,515.06	\$1,033,998.77	5/23/2017
	5/27/2016	\$200,000.00	\$158,634.68	10/25/2017
	1/18/2017	\$83,200.00	\$83,200.00	10/25/2017
	1/18/2017	\$136,924.60	\$119,470.03	10/25/2017
		\$0.00	\$0.00	
	8/18/2017	\$99,085.83	\$15,780.53	10/28/2017
	10/25/2016	\$650,000.00	\$0.00	
	10/26/2016	\$633,548.12	\$0.00	
	1/18/2017	\$395,528.35	\$395,528.35	10/25/2017
	1/19/2017	\$279,500.27	\$279,500.27	10/24/2017
	1/19/2017	\$15,000.00	\$5,763.11	5/22/2017
	1/18/2017	\$31,200.00	\$31,200.00	10/25/2017
	1/19/2017	\$76,542.62	\$76,542.62	10/24/2017
	1/18/2017	\$148,078.00	\$148,078.00	7/20/2017
	5/19/2017	\$49,698.00	\$49,698.00	7/18/2017
	7/10/2017	\$0.00	\$0.00	
	1/18/2017	\$31,200.00	\$31,200.00	9/26/2017
	1/18/2017	\$56,200.00	\$56,200.00	10/25/2017
	12/8/2016	\$34,999.00	\$34,999.00	1/19/2017
	12/12/2016	\$34,790.00	\$34,790.00	1/19/2017
	3/14/2017	\$50,000.00	\$50,000.00	4/28/2017
	5/11/2017	\$32,200.00	\$32,200.00	5/12/2017
	6/23/2017	\$49,900.00	\$49,900.00	7/17/2017
	11/1/2016	\$145,500.00	\$145,500.00	4/29/2017
	11/1/2016	\$191,587.00	\$191,587.00	6/23/2017
	5/19/2017	\$54,000.00	\$54,000.00	10/24/2017
	5/19/2017	\$72,700.00	\$72,700.00	11/1/2017
	5/19/2017	\$76,500.00	\$76,500.00	10/25/2017
	5/19/2017	\$85,700.00	\$85,700.00	10/24/2017
	5/19/2017	\$99,000.00	\$99,000.00	10/24/2017
	5/19/2017	\$150,000.00	\$148,307.31	10/25/2017
	5/19/2017	\$580,000.00	\$242,141.52	10/25/2017
	5/19/2017	\$66,844.27	\$66,844.27	8/25/2017
	7/21/2017	\$24,012.90	\$24,012.90	7/22/2017
	9/7/2017	\$2,422.00	\$2,422.00	10/24/2017

\$5,754,376.02 \$3,895,398.36

CDBG HOUSING ACTIVITIES

IDIS—PR10

U.S. Department of Housing and Urban Development
 Office of Community Planning and Development
 Integrated Disbursement and Information System
 CDBG Housing Activities
 BOISE, ID

PGM YEAR	PROJ ID	IDIS ACT ID	ACTIVITY NAME	STATUS	MTX CD	NTL OBJ	Total EST. AMT	% CDBG	CDBG DRAWN AMOUNT	OCCUPIED TOTAL	UNITS L/M	% L/M	CUMUL/ OCCUPIED			
2016	8620	1073	Home Improvement #1	COM	14A	LMH	145,500.00	100.0	145,500.00	1	1	100.0	1			
2016	8620	1074	Multi Family Home Improvement #1	COM	14B	LMH	191,587.00	100.0	191,587.00	11	11	100.0	0			
2016	8620	1092	Home Improvement #2	COM	14A	LMH	54,000.00	100.0	54,000.00	1	1	100.0	1			
2016	8620	1093	Home Improvement #3	COM	14A	LMH	72,700.00	100.0	72,700.00	1	1	100.0	1			
2016	8620	1094	Home Improvement #4	COM	14A	LMH	76,500.00	100.0	76,500.00	1	1	100.0	1			
2016	8620	1095	Home Improvement #5	COM	14A	LMH	85,700.00	100.0	85,700.00	1	1	100.0	1			
2016	8620	1096	Home Improvement #6	COM	14A	LMH	99,000.00	100.0	99,000.00	1	1	100.0	1			
2016	8620	1097	Multi Family Home Improvement #2	OPEN	14B	LMH	150,000.00	98.9	148,307.31	77	75	97.4	0			
2016	8620	1098	Multi Family Home Improvement #3	OPEN	14B	LMH	580,000.00	41.7	242,141.52	44	44	100.0	0			
2016	8620	1099	Multi Family Home Improvement #4	COM	14B	LMH	66,844.27	100.0	66,844.27	1	1	100.0	0			
2016	8620	1101	Multi Family Home Improvement #5	COM	14B	LMH	24,012.90	100.0	24,012.90	19	19	100.0	0			
2016	8620	1104	Home Improvement #6	COM	14A	LMH	2,422.00	100.0	2,422.00	1	1	100.0	1			
2016	8774	1081	Home Improvement Project Delivery	COM	14H	LMH	279,500.27	0.0	279,500.27	0	0	0.0	0			
2016	8774	1085	Multi-Family Home Improvement Project Delivery	OPEN	14H	LMH	15,000.00	0.0	5,763.11	0	0	0.0	0			
							2016	TOTALS: BUDGETED/UNDERWAY		745,000.00	53.1	396,211.94	121	119	98.3	0
								COMPLETED		1,097,766.44	100.0	1,097,766.44	38	38	100.0	7
										1,842,766.44	81.0	1,493,978.38	159	157	98.7	7

STATUS OF HOME ACTIVITIES

IDIS—PR22

U.S. Department of Housing and Urban Development
 Office of Community Planning and Development
 Integrated Disbursement and Information System
 Status of HOME Activities - Entitlement
 BOISE, ID


DATE: 12-04-17
 TIME: 16:56
 PAGE: 1

IDIS - PR22

Tenure Type	Activity Type	IDIS Activity	Activity Address	Activity Status	Status Date	Total Units	Home Units	Initial Funding	Committed Amount	Drawn Amount	PCT
Homebuyer	ACQUISITION AND	1035	813 E Fargo Ave , Nampa ID, 83687	Open	05/22/17	9	9	09/23/15	\$1,118,515.06	\$1,033,998.77	92.44%
Homeowner	REHABILITATION	1053	2884 N Manchester Pl , Boise ID, 83704	Completed	05/25/17	1	1	05/24/16	\$160,975.37	\$160,975.37	100.00%
Tenant-Based	TENANT-BASED	958	13th and River, Boise Idaho	Open	10/13/17	0	29	07/25/13	\$460,000.00	\$220,492.35	47.93%

CDBG SUMMARY OF ACCOMPLISHMENTS

IDIS—PR23




U.S. Department of Housing and Urban Development
 Office of Community Planning and Development
 Integrated Disbursement and Information System
 CDBG Summary of Accomplishments
 Program Year: 2016

DATE: 12-04-17
 TIME: 17:50
 PAGE: 1

BOISE

Count of CDBG Activities with Disbursements by Activity Group & Matrix Code

Activity Group	Activity Category	Open Count	Open Activities Disbursed	Completed Count	Completed Activities Disbursed	Program Year Count	Total Activities Disbursed
Acquisition	Disposition (02)	0	\$0.00	1	\$49,698.00	1	\$49,698.00
	Total Acquisition	0	\$0.00	1	\$49,698.00	1	\$49,698.00
Housing	Direct Homeownership Assistance (13)	0	\$0.00	5	\$201,889.00	5	\$201,889.00
	Rehab; Single-Unit Residential (14A)	0	\$0.00	10	\$537,490.59	10	\$537,490.59
	Rehab; Multi-Unit Residential (14B)	2	\$390,448.83	3	\$282,444.17	5	\$672,893.00
	Rehabilitation Administration (14H)	1	\$5,763.11	2	\$280,121.80	3	\$285,884.91
	Housing Services (14J)	1	\$2,181.50	2	\$76,745.49	3	\$78,926.99
	Total Housing	4	\$398,393.44	22	\$1,378,691.05	26	\$1,777,084.49
Public Facilities and Improvements	Sidewalks (03L)	2	\$112,720.21	0	\$0.00	2	\$112,720.21
	Total Public Facilities and Improvements	2	\$112,720.21	0	\$0.00	2	\$112,720.21
Public Services	Public Services (General) (05)	0	\$0.00	1	\$31,200.00	1	\$31,200.00
	Battered and Abused Spouses (05G)	0	\$0.00	1	\$56,200.00	1	\$56,200.00
	Child Care Services (05L)	0	\$0.00	1	\$31,200.00	1	\$31,200.00
	Health Services (05M)	0	\$0.00	1	\$83,200.00	1	\$83,200.00
	Subsistence Payment (05Q)	0	\$0.00	1	\$36,000.00	1	\$36,000.00
	Total Public Services	0	\$0.00	5	\$237,800.00	5	\$237,800.00
General Administration and Planning	General Program Administration (21A)	0	\$0.00	1	\$395,528.35	1	\$395,528.35
	Submissions or Applications for Federal Program (21E)	1	\$0.00	0	\$0.00	1	\$0.00
	Total General Administration and Planning	1	\$0.00	1	\$395,528.35	2	\$395,528.35
Repayment of Section 108 Loans	Planned Repayment of Section 108 Loan Principal (19F)	0	\$0.00	1	\$148,078.00	1	\$148,078.00
	Total Repayment of Section 108 Loans	0	\$0.00	1	\$148,078.00	1	\$148,078.00
Grand Total		7	\$511,113.65	30	\$2,209,795.40	37	\$2,720,909.05




U.S. Department of Housing and Urban Development
Office of Community Planning and Development
Integrated Disbursement and Information System
CDBG Summary of Accomplishments
Program Year: 2016

DATE: 12-04-17
TIME: 17:50
PAGE: 2

BOISE

CDBG Sum of Actual Accomplishments by Activity Group and Accomplishment Type


Activity Group	Matrix Code	Accomplishment Type	Open Count	Completed Count	Program Year Totals
Acquisition	Disposition (02)	Housing Units	0	0	0
	Total Acquisition		0	0	0
Housing	Direct Homeownership Assistance (13)	Households	0	5	5
	Rehab; Single-Unit Residential (14A)	Housing Units	0	10	10
	Rehab; Multi-Unit Residential (14B)	Housing Units	121	31	152
	Rehabilitation Administration (14H)	Housing Units	0	1	1
	Housing Services (14J)	Housing Units	37	4	41
	Total Housing		158	51	209
Public Facilities and Improvements	Sidewalks (03L)	Persons	23,435	0	23,435
	Total Public Facilities and Improvements		23,435	0	23,435
Public Services	Public Services (General) (05)	Persons	0	37	37
	Battered and Abused Spouses (05G)	Persons	0	149	149
	Child Care Services (05L)	Persons	0	98	98
	Health Services (05M)	Persons	0	5,778	5,778
	Subsistence Payment (05Q)	Persons	0	181	181
	Total Public Services		0	6,243	6,243
Grand Total			23,593	6,294	29,887



BOISE

CDBG Beneficiaries by Racial / Ethnic Category

Housing-Non Housing	Race	Total Persons	Total Hispanic		Total Hispanic Households
			Persons	Total Households	
Housing	White	0	0	147	13
	Black/African American	0	0	15	0
	Asian	0	0	1	0
	American Indian/Alaskan Native	0	0	3	0
	American Indian/Alaskan Native & White	0	0	2	0
	Total Housing	0	0	168	13
	Non Housing	White	5,172	615	37
Black/African American		179	5	4	0
Asian		89	3	0	0
American Indian/Alaskan Native		27	5	0	0
Native Hawaiian/Other Pacific Islander		37	2	0	0
American Indian/Alaskan Native & White		15	2	0	0
Asian & White		10	0	0	0
Black/African American & White		14	0	0	0
Other multi-racial		700	453	0	0
Total Non Housing		6,243	1,085	41	2
Grand Total		White	5,172	615	184
	Black/African American	179	5	19	0
	Asian	89	3	1	0
	American Indian/Alaskan Native	27	5	3	0
	Native Hawaiian/Other Pacific Islander	37	2	0	0
	American Indian/Alaskan Native & White	15	2	2	0
	Asian & White	10	0	0	0
	Black/African American & White	14	0	0	0
	Other multi-racial	700	453	0	0
	Total Grand Total	6,243	1,085	209	15




BOISE

CDBG Beneficiaries by Income Category

	Income Levels	Owner Occupied	Renter Occupied	Persons
Housing	Extremely Low (<=30%)	0	95	0
	Low (>30% and <=50%)	5	44	0
	Mod (>50% and <=80%)	7	11	0
	Total Low-Mod	12	150	0
	Non Low-Mod (>80%)	0	2	0
	Total Beneficiaries		12	152
Non Housing	Extremely Low (<=30%)	0	6	4,075
	Low (>30% and <=50%)	0	1	1,359
	Mod (>50% and <=80%)	0	0	606
	Total Low-Mod	0	7	6,040
	Non Low-Mod (>80%)	0	0	203
	Total Beneficiaries		0	7

HOME SUMMARY OF ACCOMPLISHMENTS

IDIS—PR23



U.S. Department of Housing and Urban Development
Office of Community Planning and Development
Integrated Disbursement and Information System
HOME Summary of Accomplishments

DATE: 12-04-17
TIME: 17:00
PAGE: 1

Program Year: 2016
Start Date 01-Oct-2016 - End Date 30-Sep-2017
BOISE
Home Disbursements and Unit Completions


Activity Type	Disbursed Amount	Units Completed	Units Occupied
Rentals	\$524,676.15	3	3
Existing Homeowners	\$160,975.37	1	1
Total, Rentals and TBRA	\$524,676.15	3	3
Total, Homebuyers and Homeowners	\$160,975.37	1	1
Grand Total	\$685,651.52	4	4

Home Unit Completions by Percent of Area Median Income

Activity Type	Units Completed			
	51% - 60%	61% - 80%	Total 0% - 60%	Total 0% - 80%
Rentals	3	0	3	3
Existing Homeowners	0	1	0	1
Total, Rentals and TBRA	3	0	3	3
Total, Homebuyers and Homeowners	0	1	0	1
Grand Total	3	1	3	4

Home Unit Reported As Vacant

Activity Type	Reported as Vacant
Rentals	0
Existing Homeowners	0
Total, Rentals and TBRA	0
Total, Homebuyers and Homeowners	0
Grand Total	0



Program Year: 2016

Start Date 01-Oct-2016 - End Date 30-Sep-2017

BOISE

Home Unit Completions by Racial / Ethnic Category

	Rentals		Existing Homeowners		Total, Rentals and TBRA		Total, Homebuyers and Homeowners		Grand Total	
	Units Completed	Units Completed - Hispanics	Units Completed	Units Completed - Hispanics	Units Completed	Units Completed - Hispanics	Units Completed	Units Completed - Hispanics	Units Completed	Units Completed - Hispanics
White	1	0	1	1	2	1	2	1	2	1
Black/African American	1	0	0	0	1	0	1	0	1	0
Other multi-racial	1	0	0	0	1	0	1	0	1	0
Total	3	0	1	1	4	1	4	1	4	1

STATUS OF CHDO FUNDS BY FISCAL YEAR

IDIS—PR25

U.S. Department of Housing and Urban Development
Office of Community Planning and Development
Integrated Disbursement and Information System
PR 25 - Status of CHDO Funds by Fiscal Year Report
BOISE, ID

DATE 12-04-17
TIME 17:53
PAGE 1

Funds Not Subgranted To CHDOS

Fiscal Year	Fund Type	Balance to Reserve
2016	CHDO RESERVE	CR \$87,451.05
Total For 2016 Funds (CR+CC+CL)		\$87,451.05

Total For 2016 Funds (CO) \$0.00

Funds Subgranted To CHDOS

Fiscal Year	CHDO Name	Fund Type	Amount Reserved	Amount Committed	Balance to Commit	% Committed Reserved	Amount Disbursed	% Disbursed Committed
2015	BOISE NEIGHBORHOOD HOUSING	CR	\$82,517.10	\$82,517.10	\$0.00	100.0%	\$0.00	0.0%
Fund Type Total for 2015		CR	\$82,517.10	\$82,517.10	\$0.00	100.0%	\$0.00	0.0%
Total For 2015 Funds (CR+CC+CL)			\$82,517.10					

Total For 2015 Funds (CO) \$0.00

Funds Subgranted To CHDOS

Fiscal Year	CHDO Name	Fund Type	Amount Reserved	Amount Committed	Balance to Commit	% Committed Reserved	Amount Disbursed	% Disbursed Committed
2014	AutumnGold Senior Services, Inc	CR	\$69,994.44	\$69,994.44	\$0.00	100.0%	\$0.00	0.0%
	BOISE NEIGHBORHOOD HOUSING	CR	\$337,482.90	\$337,482.90	\$0.00	100.0%	\$0.00	0.0%
Fund Type Total for 2014		CR	\$407,477.34	\$407,477.34	\$0.00	100.0%	\$0.00	0.0%

Funds Not Subgranted To CHDOS

Fiscal Year	Fund Type	Balance to Reserve
2014	CHDO RESERVE	CR \$128,330.46
Total For 2014 Funds (CR+CC+CL)		\$535,807.80

Total For 2014 Funds (CO) \$0.00


Funds Subgranted To CHDOS

Fiscal Year	CHDO Name	Fund Type	Amount Reserved	Amount Committed	Balance to Commit	% Committed Reserved	Amount Disbursed	% Disbursed Committed
2013	AutumnGold Senior Services, Inc	CR	\$284,306.93	\$284,306.93	\$0.00	100.0%	\$140,753.25	49.5%
Fund Type Total for 2013		CR	\$284,306.93	\$284,306.93	\$0.00	100.0%	\$140,753.25	49.5%
Total For 2013 Funds (CR+CC+CL)			\$284,306.93					

Total For 2013 Funds (CO) \$0.00

CDBG FINANCIAL SUMMARY REPORT


IDIS—PR26



Office of Community Planning and Development
U.S. Department of Housing and Urban Development
Integrated Disbursement and Information System
PR26 - CDBG Financial Summary Report
Program Year 2016
BOISE , ID

DATE: 12-04-17
TIME: 17:01
PAGE: 1

PART I: SUMMARY OF CDBG RESOURCES	
01 UNEXPENDED CDBG FUNDS AT END OF PREVIOUS PROGRAM YEAR	1,676,242.42
02 ENTITLEMENT GRANT	1,299,794.00
03 SURPLUS URBAN RENEWAL	0.00
04 SECTION 108 GUARANTEED LOAN FUNDS	0.00
05 CURRENT YEAR PROGRAM INCOME	801,997.82
05a CURRENT YEAR SECTION 108 PROGRAM INCOME (FOR SI TYPE)	0.00
06 FUNDS RETURNED TO THE LINE-OF-CREDIT	0.00
06a FUNDS RETURNED TO THE LOCAL CDBG ACCOUNT	0.00
07 ADJUSTMENT TO COMPUTE TOTAL AVAILABLE	0.00
08 TOTAL AVAILABLE (SUM, LINES 01-07)	3,778,034.24
PART II: SUMMARY OF CDBG EXPENDITURES	
09 DISBURSEMENTS OTHER THAN SECTION 108 REPAYMENTS AND PLANNING/ADMINISTRATION	2,177,302.70
10 ADJUSTMENT TO COMPUTE TOTAL AMOUNT SUBJECT TO LOW/MOD BENEFIT	0.00
11 AMOUNT SUBJECT TO LOW/MOD BENEFIT (LINE 09 + LINE 10)	2,177,302.70
12 DISBURSED IN IDIS FOR PLANNING/ADMINISTRATION	395,528.35
13 DISBURSED IN IDIS FOR SECTION 108 REPAYMENTS	148,078.00
14 ADJUSTMENT TO COMPUTE TOTAL EXPENDITURES	0.00
15 TOTAL EXPENDITURES (SUM, LINES 11-14)	2,720,909.05
16 UNEXPENDED BALANCE (LINE 08 - LINE 15)	1,057,125.19
PART III: LOW/MOD BENEFIT THIS REPORTING PERIOD	
17 EXPENDED FOR LOW/MOD HOUSING IN SPECIAL AREAS	0.00
18 EXPENDED FOR LOW/MOD MULTI-UNIT HOUSING	679,277.64
19 DISBURSED FOR OTHER LOW/MOD ACTIVITIES	1,498,025.06
20 ADJUSTMENT TO COMPUTE TOTAL LOW/MOD CREDIT	0.00
21 TOTAL LOW/MOD CREDIT (SUM, LINES 17-20)	2,177,302.70
22 PERCENT LOW/MOD CREDIT (LINE 21/LINE 11)	100.00%
LOW/MOD BENEFIT FOR MULTI-YEAR CERTIFICATIONS	
23 PROGRAM YEARS(PY) COVERED IN CERTIFICATION	PY: PY: PY:
24 CUMULATIVE NET EXPENDITURES SUBJECT TO LOW/MOD BENEFIT CALCULATION	0.00
25 CUMULATIVE EXPENDITURES BENEFITING LOW/MOD PERSONS	0.00
26 PERCENT BENEFIT TO LOW/MOD PERSONS (LINE 25/LINE 24)	0.00%
PART IV: PUBLIC SERVICE (PS) CAP CALCULATIONS	
27 DISBURSED IN IDIS FOR PUBLIC SERVICES	237,800.00
28 PS UNLIQUIDATED OBLIGATIONS AT END OF CURRENT PROGRAM YEAR	0.00
29 PS UNLIQUIDATED OBLIGATIONS AT END OF PREVIOUS PROGRAM YEAR	0.00
30 ADJUSTMENT TO COMPUTE TOTAL PS OBLIGATIONS	0.00
31 TOTAL PS OBLIGATIONS (LINE 27 + LINE 28 - LINE 29 + LINE 30)	237,800.00
32 ENTITLEMENT GRANT	1,299,794.00
33 PRIOR YEAR PROGRAM INCOME	645,418.44
34 ADJUSTMENT TO COMPUTE TOTAL SUBJECT TO PS CAP	0.00
35 TOTAL SUBJECT TO PS CAP (SUM, LINES 32-34)	1,945,212.44
36 PERCENT FUNDS OBLIGATED FOR PS ACTIVITIES (LINE 31/LINE 35)	12.22%
PART V: PLANNING AND ADMINISTRATION (PA) CAP	
37 DISBURSED IN IDIS FOR PLANNING/ADMINISTRATION	395,528.35
38 PA UNLIQUIDATED OBLIGATIONS AT END OF CURRENT PROGRAM YEAR	0.00
39 PA UNLIQUIDATED OBLIGATIONS AT END OF PREVIOUS PROGRAM YEAR	0.00
40 ADJUSTMENT TO COMPUTE TOTAL PA OBLIGATIONS	0.00
41 TOTAL PA OBLIGATIONS (LINE 37 + LINE 38 - LINE 39 +LINE 40)	395,528.35
42 ENTITLEMENT GRANT	1,299,794.00
43 CURRENT YEAR PROGRAM INCOME	801,997.82
44 ADJUSTMENT TO COMPUTE TOTAL SUBJECT TO PA CAP	0.00
45 TOTAL SUBJECT TO PA CAP (SUM, LINES 42-44)	2,101,791.82
46 PERCENT FUNDS OBLIGATED FOR PA ACTIVITIES (LINE 41/LINE 45)	18.82%



Office of Community Planning and Development
 U.S. Department of Housing and Urban Development
 Integrated Disbursement and Information System
 PR26 - CDBG Financial Summary Report
 Program Year 2016
 BOISE , ID

DATE: 12-04-17
 TIME: 17:01
 PAGE: 2

LINE 17 DETAIL: ACTIVITIES TO CONSIDER IN DETERMINING THE AMOUNT TO ENTER ON LINE 17


Report returned no data.

LINE 18 DETAIL: ACTIVITIES TO CONSIDER IN DETERMINING THE AMOUNT TO ENTER ON LINE 18

Plan Year	IDIS Project	IDIS Activity	Activity Name	Matrix Code	National Objective	Drawn Amount
2016	9	1074	Multi Family Home Improvement #1	14B	LMH	\$191,587.00
2016	9	1097	Multi Family Home Improvement #2	14B	LMH	\$148,307.31
2016	9	1098	Multi Family Home Improvement #3	14B	LMH	\$242,141.52
2016	9	1099	Multi Family Home Improvement #4	14B	LMH	\$66,844.27
2016	9	1101	Multi Family Home Improvement #5	14B	LMH	\$24,012.90
				14B	Matrix Code	\$672,893.00
2015	1	1047	RPDP - HOME PROJECT DELIVERY (MF)	14H	LMH	\$621.53
2016	19	1085	Multi-Family Home Improvement Project Delivery	14H	LMH	\$5,763.11
				14H	Matrix Code	\$6,384.64
Total						\$679,277.64

LINE 19 DETAIL: ACTIVITIES INCLUDED IN THE COMPUTATION OF LINE 19


Plan Year	IDIS Project	IDIS Activity	Voucher Number	Activity Name	Matrix Code	National Objective	Drawn Amount
2016	25	1091	6051990	Ormand Street Demolition	02	LMH	\$37,830.00
2016	25	1091	6060792	Ormand Street Demolition	02	LMH	\$11,868.00
					02	Matrix Code	\$49,698.00
2015	12	1060	6036603	Bus Stop Improvements	03L	LMA	\$250.00
2015	12	1060	6051522	Bus Stop Improvements	03L	LMA	\$19,847.29
2015	12	1060	6061190	Bus Stop Improvements	03L	LMA	\$52,749.37
2015	12	1060	6071186	Bus Stop Improvements	03L	LMA	\$3,628.36
2015	12	1060	6081829	Bus Stop Improvements	03L	LMA	\$15,169.05
2015	12	1060	6089981	Bus Stop Improvements	03L	LMA	\$5,295.61
2016	12	1103	6080289	Canal Street Sidewalk	03L	LMA	\$13,828.50
2016	12	1103	6089721	Canal Street Sidewalk	03L	LMA	\$1,952.03
					03L	Matrix Code	\$112,720.21
2016	5	1078	6014410	Salvation Army Homeward Bound	05	LMC	\$6,675.04
2016	5	1078	6019690	Salvation Army Homeward Bound	05	LMC	\$2,693.32
2016	5	1078	6024183	Salvation Army Homeward Bound	05	LMC	\$2,793.59
2016	5	1078	6040186	Salvation Army Homeward Bound	05	LMC	\$2,476.04
2016	5	1078	6049708	Salvation Army Homeward Bound	05	LMC	\$2,823.50
2016	5	1078	6054356	Salvation Army Homeward Bound	05	LMC	\$3,921.13
2016	5	1078	6061169	Salvation Army Homeward Bound	05	LMC	\$4,391.82
2016	5	1078	6073667	Salvation Army Homeward Bound	05	LMC	\$2,488.23
2016	5	1078	6081954	Salvation Army Homeward Bound	05	LMC	\$2,937.33
					05	Matrix Code	\$31,200.00
2016	6	1079	6002781	Women's and Children's Alliance	05G	LMC	\$9,721.46
2016	6	1079	6010562	Women's and Children's Alliance	05G	LMC	\$5,065.79
2016	6	1079	6019690	Women's and Children's Alliance	05G	LMC	\$5,896.77
2016	6	1079	6024183	Women's and Children's Alliance	05G	LMC	\$5,986.43
2016	6	1079	6040186	Women's and Children's Alliance	05G	LMC	\$5,893.80
2016	6	1079	6049708	Women's and Children's Alliance	05G	LMC	\$5,385.66
2016	6	1079	6054356	Women's and Children's Alliance	05G	LMC	\$5,307.86
2016	6	1079	6061169	Women's and Children's Alliance	05G	LMC	\$5,295.74
2016	6	1079	6073667	Women's and Children's Alliance	05G	LMC	\$2,158.03
2016	6	1079	6081954	Women's and Children's Alliance	05G	LMC	\$4,017.95
2016	6	1079	6088854	Women's and Children's Alliance	05G	LMC	\$1,470.51
					05G	Matrix Code	\$56,200.00
2016	2	1076	6002781	Early Learning ChildCare Scholarships	05L	LMC	\$5,105.00



Office of Community Planning and Development
 U.S. Department of Housing and Urban Development
 Integrated Disbursement and Information System
 PR26 - CDBG Financial Summary Report
 Program Year 2016
 BOISE , ID

DATE: 12-04-17
 TIME: 17:01
 PAGE: 3

Plan Year	IDIS Project	IDIS Activity	Voucher Number	Activity Name	Matrix Code	National Objective	Drawn Amount
2016	2	1076	6019690	Early Learning ChildCare Scholarships	05L	LMC	\$5,505.00
2016	2	1076	6024183	Early Learning ChildCare Scholarships	05L	LMC	\$2,600.00
2016	2	1076	6040186	Early Learning ChildCare Scholarships	05L	LMC	\$2,595.00
2016	2	1076	6049708	Early Learning ChildCare Scholarships	05L	LMC	\$2,575.00
2016	2	1076	6061169	Early Learning ChildCare Scholarships	05L	LMC	\$5,315.00
2016	2	1076	6073667	Early Learning ChildCare Scholarships	05L	LMC	\$2,650.00
2016	2	1076	6081954	Early Learning ChildCare Scholarships	05L	LMC	\$2,725.00
2016	2	1076	6088854	Early Learning ChildCare Scholarships	05L	LMC	\$2,130.00
					05L	Matrix Code	\$31,200.00
2016	1	1075	6002781	Terry Reilly Boise Clinic	05M	LMC	\$6,934.00
2016	1	1075	6019690	Terry Reilly Boise Clinic	05M	LMC	\$20,801.00
2016	1	1075	6024183	Terry Reilly Boise Clinic	05M	LMC	\$6,934.00
2016	1	1075	6040186	Terry Reilly Boise Clinic	05M	LMC	\$6,934.00
2016	1	1075	6049708	Terry Reilly Boise Clinic	05M	LMC	\$6,934.00
2016	1	1075	6054356	Terry Reilly Boise Clinic	05M	LMC	\$6,934.00
2016	1	1075	6061169	Terry Reilly Boise Clinic	05M	LMC	\$6,934.00
2016	1	1075	6073667	Terry Reilly Boise Clinic	05M	LMC	\$6,934.00
2016	1	1075	6081954	Terry Reilly Boise Clinic	05M	LMC	\$6,934.00
2016	1	1075	6088854	Terry Reilly Boise Clinic	05M	LMC	\$6,927.00
					05M	Matrix Code	\$83,200.00
2016	4	1087	6002781	Emergency Rent and Mercy Assistance	05Q	LMC	\$11,884.77
2016	4	1087	6040186	Emergency Rent and Mercy Assistance	05Q	LMC	\$16,449.64
2016	4	1087	6049708	Emergency Rent and Mercy Assistance	05Q	LMC	\$2,007.00
2016	4	1087	6054356	Emergency Rent and Mercy Assistance	05Q	LMC	\$2,500.00
2016	4	1087	6061169	Emergency Rent and Mercy Assistance	05Q	LMC	\$1,400.00
2016	4	1087	6073667	Emergency Rent and Mercy Assistance	05Q	LMC	\$750.00
2016	4	1087	6081954	Emergency Rent and Mercy Assistance	05Q	LMC	\$1,000.00
2016	4	1087	6088854	Emergency Rent and Mercy Assistance	05Q	LMC	\$8.59
					05Q	Matrix Code	\$36,000.00
2016	7	1077	6002807	Homeownership #1	13	LMH	\$34,999.00
2016	7	1086	6002812	Homeownership #2	13	LMH	\$34,790.00
2016	7	1089	6034513	Homeownership #2	13	LMH	\$50,000.00
2016	7	1090	6040621	Homeownership #3	13	LMH	\$32,200.00
2016	7	1100	6060886	Homeownership #4	13	LMH	\$49,900.00
					13	Matrix Code	\$201,889.00
2015	3	1065	6003139	CDBG Rehab SF#13	14A	LMH	\$1,668.59
2016	9	1073	6012390	Home Improvement #1	14A	LMH	\$101,020.95
2016	9	1073	6021725	Home Improvement #1	14A	LMH	\$9,575.00
2016	9	1073	6035758	Home Improvement #1	14A	LMH	\$34,904.05
2016	9	1092	6061393	Home Improvement #2	14A	LMH	\$49,608.06
2016	9	1092	6071191	Home Improvement #2	14A	LMH	\$3,568.90
2016	9	1092	6089735	Home Improvement #2	14A	LMH	\$823.04
2016	9	1093	6061391	Home Improvement #3	14A	LMH	\$70,998.96
2016	9	1093	6071197	Home Improvement #3	14A	LMH	\$892.67
2016	9	1093	6089738	Home Improvement #3	14A	LMH	\$808.37
2016	9	1094	6060868	Home Improvement #4	14A	LMH	\$61,585.83
2016	9	1094	6071195	Home Improvement #4	14A	LMH	\$7,580.27
2016	9	1094	6089731	Home Improvement #4	14A	LMH	\$7,333.90
2016	9	1095	6060864	Home Improvement #5	14A	LMH	\$4,512.74
2016	9	1095	6061389	Home Improvement #5	14A	LMH	\$71,562.34
2016	9	1095	6071188	Home Improvement #5	14A	LMH	\$659.35
2016	9	1095	6080338	Home Improvement #5	14A	LMH	\$7,294.26
2016	9	1095	6089734	Home Improvement #5	14A	LMH	\$1,671.31
2016	9	1096	6063031	Home Improvement #6	14A	LMH	\$86,451.71
2016	9	1096	6080271	Home Improvement #6	14A	LMH	\$10,015.61
2016	9	1096	6089750	Home Improvement #6	14A	LMH	\$2,532.68



Office of Community Planning and Development
 U.S. Department of Housing and Urban Development
 Integrated Disbursement and Information System
 PR26 - CDBG Financial Summary Report
 Program Year 2016
 BOISE , ID

DATE: 12-04-17
 TIME: 17:01
 PAGE: 4


Plan Year	IDIS Project	IDIS Activity	Voucher Number	Activity Name	Matrix Code	National Objective	Drawn Amount
2016	9	1104	6089741	Home Improvement #6	14A	LMH	\$2,422.00
					14A	Matrix Code	\$537,490.59
2016	19	1081	6003164	Home Improvement Project Delivery	14H	LMH	\$67,920.22
2016	19	1081	6015673	Home Improvement Project Delivery	14H	LMH	\$4,051.93
2016	19	1081	6015681	Home Improvement Project Delivery	14H	LMH	\$14,897.48
2016	19	1081	6023497	Home Improvement Project Delivery	14H	LMH	\$18,557.20
2016	19	1081	6036666	Home Improvement Project Delivery	14H	LMH	\$16,431.03
2016	19	1081	6043129	Home Improvement Project Delivery	14H	LMH	\$20,391.20
2016	19	1081	6054347	Home Improvement Project Delivery	14H	LMH	\$24,255.96
2016	19	1081	6061187	Home Improvement Project Delivery	14H	LMH	\$24,016.66
2016	19	1081	6061421	Home Improvement Project Delivery	14H	LMH	\$7,157.12
2016	19	1081	6073565	Home Improvement Project Delivery	14H	LMH	\$35,627.06
2016	19	1081	6082083	Home Improvement Project Delivery	14H	LMH	\$22,067.15
2016	19	1081	6090199	Home Improvement Project Delivery	14H	LMH	\$24,127.26
					14H	Matrix Code	\$279,500.27
2014	1	1012	6003171	RPDP - HOME PROJECT DELIVERY (SF)	14J	LMH	\$202.87
2014	5	1023	6005654	Tenant-based Rental Assistance	14J	LMH	\$93.68
2014	5	1023	6014315	Tenant-based Rental Assistance	14J	LMH	\$349.74
2014	5	1023	6046758	Tenant-based Rental Assistance	14J	LMH	\$836.05
2014	5	1023	6085579	Tenant-based Rental Assistance	14J	LMH	\$760.21
2014	5	1023	6087121	Tenant-based Rental Assistance	14J	LMH	\$141.82
2016	21	1082	6003157	Homeownership Loan Program Project Delivery	14J	LMH	\$17,425.56
2016	21	1082	6015674	Homeownership Loan Program Project Delivery	14J	LMH	\$4,051.93
2016	21	1082	6023486	Homeownership Loan Program Project Delivery	14J	LMH	\$4,969.02
2016	21	1082	6036667	Homeownership Loan Program Project Delivery	14J	LMH	\$5,824.59
2016	21	1082	6043121	Homeownership Loan Program Project Delivery	14J	LMH	\$8,845.88
2016	21	1082	6054327	Homeownership Loan Program Project Delivery	14J	LMH	\$12,137.39
2016	21	1082	6061188	Homeownership Loan Program Project Delivery	14J	LMH	\$9,102.96
2016	21	1082	6073576	Homeownership Loan Program Project Delivery	14J	LMH	\$6,097.71
2016	21	1082	6081863	Homeownership Loan Program Project Delivery	14J	LMH	\$3,567.45
2016	21	1082	6090193	Homeownership Loan Program Project Delivery	14J	LMH	\$4,520.13
					14J	Matrix Code	\$78,926.99
Total							\$1,498,025.06

LINE 27 DETAIL: ACTIVITIES INCLUDED IN THE COMPUTATION OF LINE 27

Plan Year	IDIS Project	IDIS Activity	Voucher Number	Activity Name	Matrix Code	National Objective	Drawn Amount
2016	5	1078	6014410	Salvation Army Homeward Bound	05	LMC	\$6,675.04
2016	5	1078	6019690	Salvation Army Homeward Bound	05	LMC	\$2,693.32
2016	5	1078	6024183	Salvation Army Homeward Bound	05	LMC	\$2,793.59
2016	5	1078	6040186	Salvation Army Homeward Bound	05	LMC	\$2,476.04
2016	5	1078	6049708	Salvation Army Homeward Bound	05	LMC	\$2,823.50
2016	5	1078	6054356	Salvation Army Homeward Bound	05	LMC	\$3,921.13
2016	5	1078	6061169	Salvation Army Homeward Bound	05	LMC	\$4,391.82
2016	5	1078	6073667	Salvation Army Homeward Bound	05	LMC	\$2,488.23
2016	5	1078	6081954	Salvation Army Homeward Bound	05	LMC	\$2,937.33
					05	Matrix Code	\$31,200.00
2016	6	1079	6002781	Women's and Children's Alliance	05G	LMC	\$9,721.46
2016	6	1079	6010562	Women's and Children's Alliance	05G	LMC	\$5,065.79
2016	6	1079	6019690	Women's and Children's Alliance	05G	LMC	\$5,896.77
2016	6	1079	6024183	Women's and Children's Alliance	05G	LMC	\$5,986.43
2016	6	1079	6040186	Women's and Children's Alliance	05G	LMC	\$5,893.80
2016	6	1079	6049708	Women's and Children's Alliance	05G	LMC	\$5,385.66
2016	6	1079	6054356	Women's and Children's Alliance	05G	LMC	\$5,307.86
2016	6	1079	6061169	Women's and Children's Alliance	05G	LMC	\$5,295.74

STATUS OF HOME GRANTS

IDIS—PR27




U.S. Department of Housing and Urban Development
 Office of Community Planning and Development
 Integrated Disbursement and Information System
 Status of HOME Grants
 BOISE

DATE: 12-04-17
 TIME: 17:03
 PAGE: 1

IDIS - PR27

Commitments from Authorized Funds

Fiscal Year	Total Authorization	Admin/CHDO OP Authorization	CR/CL/CC – Amount Committed to CHDOS	% CHDO Cmtd	SU Funds-Subgrants to Other Entities	EN Funds-PJ Committed to Activities	Total Authorized Commitments	% of Auth Cmtd
1992	\$538,000.00	\$17,733.00	\$112,500.00	20.9%	\$0.00	\$407,767.00	\$538,000.00	100.0%
1993	\$353,000.00	\$35,300.00	\$52,950.00	15.0%	\$0.00	\$264,750.00	\$353,000.00	100.0%
1994	\$489,000.00	\$48,900.00	\$73,350.00	15.0%	\$0.00	\$366,750.00	\$489,000.00	100.0%
1995	\$528,000.00	\$16,041.00	\$79,200.00	15.0%	\$0.00	\$432,759.00	\$528,000.00	100.0%
1996	\$541,000.00	\$8,115.00	\$81,150.00	15.0%	\$0.00	\$451,735.00	\$541,000.00	100.0%
1997	\$531,000.00	\$44,734.00	\$79,650.00	15.0%	\$0.00	\$406,616.00	\$531,000.00	100.0%
1998	\$566,000.00	\$32,100.00	\$84,900.00	15.0%	\$0.00	\$449,000.00	\$566,000.00	100.0%
1999	\$611,000.00	\$61,100.00	\$91,650.00	15.0%	\$0.00	\$458,250.00	\$611,000.00	100.0%
2000	\$614,000.00	\$61,000.00	\$92,100.00	15.0%	\$0.00	\$460,900.00	\$614,000.00	100.0%
2001	\$697,000.00	\$11,000.00	\$104,700.00	15.0%	\$0.00	\$581,300.00	\$697,000.00	100.0%
2002	\$694,000.00	\$69,400.00	\$104,100.00	15.0%	\$0.00	\$520,500.00	\$694,000.00	100.0%
2003	\$915,684.00	\$125,456.21	\$137,352.60	15.0%	\$0.00	\$652,875.19	\$915,684.00	100.0%
2004	\$1,032,546.00	\$193,948.82	\$137,180.55	13.2%	\$0.00	\$701,416.63	\$1,032,546.00	100.0%
2005	\$906,406.00	\$157,397.85	\$291,995.05	32.2%	\$0.00	\$457,013.10	\$906,406.00	100.0%
2006	\$835,998.00	\$147,496.25	\$245,502.30	29.3%	\$0.00	\$442,999.45	\$835,998.00	100.0%
2007	\$831,263.00	\$106,692.42	\$162,614.00	19.5%	\$0.00	\$561,956.58	\$831,263.00	100.0%
2008	\$788,730.00	\$104,705.74	\$0.00	0.0%	\$0.00	\$684,024.26	\$788,730.00	100.0%
2009	\$870,268.00	\$106,001.07	\$130,540.20	15.0%	\$0.00	\$633,726.73	\$870,268.00	100.0%
2010	\$863,928.00	\$107,869.96	\$287,401.29	33.2%	\$0.00	\$468,656.75	\$863,928.00	100.0%
2011	\$758,622.00	\$103,858.54	\$113,793.30	15.0%	\$0.00	\$540,970.16	\$758,622.00	100.0%
2012	\$552,796.00	\$55,279.60	\$82,919.40	15.0%	\$0.00	\$414,597.00	\$552,796.00	100.0%
2013	\$547,469.00	\$54,746.90	\$284,306.93	51.9%	\$0.00	\$145,147.47	\$484,201.30	88.4%
2014	\$595,342.00	\$59,534.20	\$407,477.34	68.4%	\$0.00	\$0.00	\$467,011.54	78.4%
2015	\$550,114.00	\$55,011.40	\$82,517.10	15.0%	\$0.00	\$412,585.50	\$550,114.00	100.0%
2016	\$583,007.00	\$58,300.70	\$0.00	0.0%	\$0.00	\$0.00	\$58,300.70	9.9%
2017	\$576,108.00	\$57,610.80	\$0.00	0.0%	\$0.00	\$0.00	\$57,610.80	10.0%
Total	\$17,370,281.00	\$1,899,333.46	\$3,319,850.06	19.1%	\$0.00	\$10,916,295.82	\$16,135,479.34	92.8%




U.S. Department of Housing and Urban Development
Office of Community Planning and Development
Integrated Disbursement and Information System
Status of HOME Grants
BOISE

DATE: 12-04-17
TIME: 17:03
PAGE: 2

IDIS - PR27

Program Income (PI)

Program Year	Total Receipts	Amount Suballocated to PA	Amount Committed to Activities	% Committed	Net Disbursed	Disbursed Pending Approval	Total Disbursed	% Disbursed
1992	\$0.00	N/A	\$0.00	0.0%	\$0.00	\$0.00	\$0.00	0.0%
1993	\$0.00	N/A	\$0.00	0.0%	\$0.00	\$0.00	\$0.00	0.0%
1994	\$0.00	N/A	\$0.00	0.0%	\$0.00	\$0.00	\$0.00	0.0%
1995	\$0.00	N/A	\$0.00	0.0%	\$0.00	\$0.00	\$0.00	0.0%
1996	\$0.00	N/A	\$0.00	0.0%	\$0.00	\$0.00	\$0.00	0.0%
1997	\$25,000.00	N/A	\$25,000.00	100.0%	\$25,000.00	\$0.00	\$25,000.00	100.0%
1998	\$193,000.00	N/A	\$193,000.00	100.0%	\$193,000.00	\$0.00	\$193,000.00	100.0%
1999	\$45,969.95	N/A	\$45,969.95	100.0%	\$45,969.95	\$0.00	\$45,969.95	100.0%
2000	\$0.00	N/A	\$0.00	0.0%	\$0.00	\$0.00	\$0.00	0.0%
2001	\$182,246.50	N/A	\$182,246.50	100.0%	\$182,246.50	\$0.00	\$182,246.50	100.0%
2002	\$491,297.50	N/A	\$491,297.50	100.0%	\$491,297.50	\$0.00	\$491,297.50	100.0%
2003	\$914,775.38	N/A	\$914,775.38	100.0%	\$914,775.38	\$0.00	\$914,775.38	100.0%
2004	\$1,103,542.01	N/A	\$1,103,542.01	100.0%	\$1,103,542.01	\$0.00	\$1,103,542.01	100.0%
2005	\$606,231.91	N/A	\$606,231.91	100.0%	\$606,231.91	\$0.00	\$606,231.91	100.0%
2006	\$510,657.79	N/A	\$510,657.79	100.0%	\$510,657.79	\$0.00	\$510,657.79	100.0%
2007	\$437,339.66	N/A	\$437,339.66	100.0%	\$437,339.66	\$0.00	\$437,339.66	100.0%
2008	\$415,390.96	N/A	\$415,390.96	100.0%	\$415,390.96	\$0.00	\$415,390.96	100.0%
2009	\$220,769.18	N/A	\$220,769.18	100.0%	\$220,769.18	\$0.00	\$220,769.18	100.0%
2010	\$334,725.16	N/A	\$334,725.16	100.0%	\$334,725.16	\$0.00	\$334,725.16	100.0%
2011	\$349,826.58	N/A	\$349,826.58	100.0%	\$349,826.58	\$0.00	\$349,826.58	100.0%
2012	\$608,073.24	\$35,631.64	\$572,441.60	100.0%	\$572,441.60	\$0.00	\$572,441.60	100.0%
2013	\$890,641.48	\$72,155.07	\$818,486.41	100.0%	\$818,486.41	\$0.00	\$818,486.41	100.0%
2014	\$1,040,409.66	\$57,340.73	\$983,068.93	100.0%	\$983,068.93	\$0.00	\$983,068.93	100.0%
2015	\$615,683.70	\$61,568.37	\$487,098.75	87.9%	\$284,334.46	\$0.00	\$284,334.46	51.3%
2016	\$879,726.01	\$87,972.60	\$36,743.36	4.6%	\$0.00	\$0.00	\$0.00	0.0%
2017	\$107,063.32	\$0.00	\$0.00	0.0%	\$0.00	\$0.00	\$0.00	0.0%
Total	\$9,972,369.99	\$314,668.41	\$8,728,611.63	90.3%	\$8,489,103.98	\$0.00	\$8,489,103.98	87.8%




U.S. Department of Housing and Urban Development
Office of Community Planning and Development
Integrated Disbursement and Information System
Status of HOME Grants
BOISE

DATE: 12-04-17
TIME: 17:03
PAGE: 3

IDIS - PR27

Program Income for Administration (PA)

Program Year	Authorized Amount	Amount Committed to Activities	% Committed	Net Disbursed	Disbursed Pending Approval	Total Disbursed	% Disbursed
2012	\$35,631.64	\$35,631.64	100.0%	\$35,631.64	\$0.00	\$35,631.64	100.0%
2013	\$72,155.07	\$72,155.07	100.0%	\$72,155.07	\$0.00	\$72,155.07	100.0%
2014	\$57,340.73	\$57,340.73	100.0%	\$57,340.73	\$0.00	\$57,340.73	100.0%
2015	\$61,568.37	\$61,568.37	100.0%	\$61,568.37	\$0.00	\$61,568.37	100.0%
2016	\$87,972.60	\$57,751.81	65.6%	\$57,751.81	\$0.00	\$57,751.81	65.6%
2017	\$0.00	\$0.00	0.0%	\$0.00	\$0.00	\$0.00	0.0%
Total	\$314,668.41	\$284,447.62	90.3%	\$284,447.62	\$0.00	\$284,447.62	90.3%




U.S. Department of Housing and Urban Development
Office of Community Planning and Development
Integrated Disbursement and Information System
Status of HOME Grants
BOISE

DATE: 12-04-17
TIME: 17:03
PAGE: 4

IDIS - PR27

Recaptured Homebuyer Funds (HP)

Program Year	Total Receipts	Amount Committed to Activities	% Committed	Net Disbursed	Disbursed Pending Approval	Total Disbursed	% Disbursed
2015	\$570,825.53	\$0.00	0.0%	\$0.00	\$0.00	\$0.00	0.0%
2016	\$1,159,047.40	\$0.00	0.0%	\$0.00	\$0.00	\$0.00	0.0%
2017	\$37,000.00	\$0.00	0.0%	\$0.00	\$0.00	\$0.00	0.0%
Total	\$1,766,872.93	\$0.00	0.0%	\$0.00	\$0.00	\$0.00	0.0%




U.S. Department of Housing and Urban Development
Office of Community Planning and Development
Integrated Disbursement and Information System
Status of HOME Grants
BOISE

DATE: 12-04-17
TIME: 17:03
PAGE: 5

IDIS - PR27

Repayments to Local Account (IU)

Program Year	Total Receipts	Amount Committed to Activities	% Committed	Net Disbursed	Disbursed Pending Approval	Total Disbursed	% Disbursed
2015	\$0.00	\$0.00	0.0%	\$0.00	\$0.00	\$0.00	0.0%
2016	\$0.00	\$0.00	0.0%	\$0.00	\$0.00	\$0.00	0.0%
2017	\$0.00	\$0.00	0.0%	\$0.00	\$0.00	\$0.00	0.0%
Total	\$0.00	\$0.00	0.0%	\$0.00	\$0.00	\$0.00	0.0%




U.S. Department of Housing and Urban Development
Office of Community Planning and Development
Integrated Disbursement and Information System
Status of HOME Grants
BOISE

DATE: 12-04-17
TIME: 17:03
PAGE: 6

IDIS - PR27

Disbursements from Treasury Account

Fiscal Year	Total Authorization	Disbursed	Returned	Net Disbursed	Disbursed Pending Approval	Total Disbursed	% Disb	Available to Disburse
1992	\$538,000.00	\$695,767.00	(\$157,767.00)	\$538,000.00	\$0.00	\$538,000.00	100.0%	\$0.00
1993	\$353,000.00	\$617,750.00	(\$264,750.00)	\$353,000.00	\$0.00	\$353,000.00	100.0%	\$0.00
1994	\$489,000.00	\$783,074.00	(\$294,074.00)	\$489,000.00	\$0.00	\$489,000.00	100.0%	\$0.00
1995	\$528,000.00	\$528,000.00	\$0.00	\$528,000.00	\$0.00	\$528,000.00	100.0%	\$0.00
1996	\$541,000.00	\$541,000.00	\$0.00	\$541,000.00	\$0.00	\$541,000.00	100.0%	\$0.00
1997	\$531,000.00	\$531,000.00	\$0.00	\$531,000.00	\$0.00	\$531,000.00	100.0%	\$0.00
1998	\$566,000.00	\$566,000.00	\$0.00	\$566,000.00	\$0.00	\$566,000.00	100.0%	\$0.00
1999	\$611,000.00	\$611,000.00	\$0.00	\$611,000.00	\$0.00	\$611,000.00	100.0%	\$0.00
2000	\$614,000.00	\$614,000.00	\$0.00	\$614,000.00	\$0.00	\$614,000.00	100.0%	\$0.00
2001	\$697,000.00	\$697,000.00	\$0.00	\$697,000.00	\$0.00	\$697,000.00	100.0%	\$0.00
2002	\$694,000.00	\$694,000.00	\$0.00	\$694,000.00	\$0.00	\$694,000.00	100.0%	\$0.00
2003	\$915,684.00	\$915,684.00	\$0.00	\$915,684.00	\$0.00	\$915,684.00	100.0%	\$0.00
2004	\$1,032,546.00	\$1,032,546.00	\$0.00	\$1,032,546.00	\$0.00	\$1,032,546.00	100.0%	\$0.00
2005	\$906,406.00	\$906,406.00	\$0.00	\$906,406.00	\$0.00	\$906,406.00	100.0%	\$0.00
2006	\$835,998.00	\$835,998.00	\$0.00	\$835,998.00	\$0.00	\$835,998.00	100.0%	\$0.00
2007	\$831,263.00	\$831,263.00	\$0.00	\$831,263.00	\$0.00	\$831,263.00	100.0%	\$0.00
2008	\$788,730.00	\$788,730.00	\$0.00	\$788,730.00	\$0.00	\$788,730.00	100.0%	\$0.00
2009	\$870,268.00	\$881,602.36	(\$11,334.36)	\$870,268.00	\$0.00	\$870,268.00	100.0%	\$0.00
2010	\$863,928.00	\$863,928.00	\$0.00	\$863,928.00	\$0.00	\$863,928.00	100.0%	\$0.00
2011	\$758,622.00	\$758,622.00	\$0.00	\$758,622.00	\$0.00	\$758,622.00	100.0%	\$0.00
2012	\$552,796.00	\$376,012.68	\$0.00	\$376,012.68	\$0.00	\$376,012.68	68.0%	\$176,783.32
2013	\$547,469.00	\$195,500.15	\$0.00	\$195,500.15	\$0.00	\$195,500.15	35.7%	\$351,968.85
2014	\$595,342.00	\$59,534.20	\$0.00	\$59,534.20	\$0.00	\$59,534.20	9.9%	\$535,807.80
2015	\$550,114.00	\$55,011.40	\$0.00	\$55,011.40	\$0.00	\$55,011.40	10.0%	\$495,102.60
2016	\$583,007.00	\$40,846.13	\$0.00	\$40,846.13	\$0.00	\$40,846.13	7.0%	\$542,160.87
2017	\$576,108.00	\$0.00	\$0.00	\$0.00	\$0.00	\$0.00	0.0%	\$576,108.00
Total	\$17,370,281.00	\$15,420,274.92	(\$727,925.36)	\$14,692,349.56	\$0.00	\$14,692,349.56	84.5%	\$2,677,931.44




U.S. Department of Housing and Urban Development
 Office of Community Planning and Development
 Integrated Disbursement and Information System
 Status of HOME Grants
 BOISE

DATE: 12-04-17
 TIME: 17:03
 PAGE: 7

IDIS - PR27

Home Activities Commitments/Disbursements from Treasury Account

Fiscal Year	Authorized for Activities	Amount Committed to Activities	% Cmtd	Disbursed	Returned	Net Disbursed	% Net Disb	Disbursed Pending Approval	Total Disbursed	% Disb
1992	\$520,267.00	\$520,267.00	100.0%	\$678,034.00	(\$157,767.00)	\$520,267.00	100.0%	\$0.00	\$520,267.00	100.0%
1993	\$317,700.00	\$317,700.00	100.0%	\$582,450.00	(\$264,750.00)	\$317,700.00	100.0%	\$0.00	\$317,700.00	100.0%
1994	\$440,100.00	\$440,100.00	100.0%	\$734,174.00	(\$294,074.00)	\$440,100.00	100.0%	\$0.00	\$440,100.00	100.0%
1995	\$511,959.00	\$511,959.00	100.0%	\$511,959.00	\$0.00	\$511,959.00	100.0%	\$0.00	\$511,959.00	100.0%
1996	\$532,885.00	\$532,885.00	100.0%	\$532,885.00	\$0.00	\$532,885.00	100.0%	\$0.00	\$532,885.00	100.0%
1997	\$486,266.00	\$486,266.00	100.0%	\$486,266.00	\$0.00	\$486,266.00	100.0%	\$0.00	\$486,266.00	100.0%
1998	\$533,900.00	\$533,900.00	100.0%	\$533,900.00	\$0.00	\$533,900.00	100.0%	\$0.00	\$533,900.00	100.0%
1999	\$549,900.00	\$549,900.00	100.0%	\$549,900.00	\$0.00	\$549,900.00	100.0%	\$0.00	\$549,900.00	100.0%
2000	\$553,000.00	\$553,000.00	100.0%	\$553,000.00	\$0.00	\$553,000.00	100.0%	\$0.00	\$553,000.00	100.0%
2001	\$686,000.00	\$686,000.00	100.0%	\$686,000.00	\$0.00	\$686,000.00	100.0%	\$0.00	\$686,000.00	100.0%
2002	\$624,600.00	\$624,600.00	100.0%	\$624,600.00	\$0.00	\$624,600.00	100.0%	\$0.00	\$624,600.00	100.0%
2003	\$790,227.79	\$790,227.79	100.0%	\$790,227.79	\$0.00	\$790,227.79	100.0%	\$0.00	\$790,227.79	100.0%
2004	\$838,597.18	\$838,597.18	100.0%	\$838,597.18	\$0.00	\$838,597.18	100.0%	\$0.00	\$838,597.18	100.0%
2005	\$749,008.15	\$749,008.15	100.0%	\$749,008.15	\$0.00	\$749,008.15	100.0%	\$0.00	\$749,008.15	100.0%
2006	\$688,501.75	\$688,501.75	100.0%	\$688,501.75	\$0.00	\$688,501.75	100.0%	\$0.00	\$688,501.75	100.0%
2007	\$724,570.58	\$724,570.58	100.0%	\$724,570.58	\$0.00	\$724,570.58	100.0%	\$0.00	\$724,570.58	100.0%
2008	\$684,024.26	\$684,024.26	100.0%	\$684,024.26	\$0.00	\$684,024.26	100.0%	\$0.00	\$684,024.26	100.0%
2009	\$764,266.93	\$764,266.93	100.0%	\$775,601.29	(\$11,334.36)	\$764,266.93	100.0%	\$0.00	\$764,266.93	100.0%
2010	\$756,058.04	\$756,058.04	100.0%	\$756,058.04	\$0.00	\$756,058.04	100.0%	\$0.00	\$756,058.04	100.0%
2011	\$654,763.46	\$654,763.46	100.0%	\$654,763.46	\$0.00	\$654,763.46	100.0%	\$0.00	\$654,763.46	100.0%
2012	\$497,516.40	\$497,516.40	100.0%	\$320,733.08	\$0.00	\$320,733.08	64.4%	\$0.00	\$320,733.08	64.4%
2013	\$492,722.10	\$429,454.40	87.1%	\$140,753.25	\$0.00	\$140,753.25	28.5%	\$0.00	\$140,753.25	28.5%
2014	\$535,807.80	\$407,477.34	76.0%	\$0.00	\$0.00	\$0.00	0.0%	\$0.00	\$0.00	0.0%
2015	\$495,102.60	\$495,102.60	100.0%	\$0.00	\$0.00	\$0.00	0.0%	\$0.00	\$0.00	0.0%
2016	\$524,706.30	\$0.00	0.0%	\$0.00	\$0.00	\$0.00	0.0%	\$0.00	\$0.00	0.0%
2017	\$518,497.20	\$0.00	0.0%	\$0.00	\$0.00	\$0.00	0.0%	\$0.00	\$0.00	0.0%
Total	\$15,470,947.54	\$14,236,145.88	92.0%	\$13,596,006.83	(\$727,925.36)	\$12,868,081.47	83.1%	\$0.00	\$12,868,081.47	83.1%




U.S. Department of Housing and Urban Development
 Office of Community Planning and Development
 Integrated Disbursement and Information System
 Status of HOME Grants
 BOISE

DATE: 12-04-17
 TIME: 17:03
 PAGE: 8

IDIS - PR27

Administrative Funds (AD)

Fiscal Year	Authorized Amount	Amount Committed	% Auth Cmtd	Balance to Commit	Total Disbursed	% Auth Disb	Available to Disburse
1992	\$17,733.00	\$17,733.00	100.0%	\$0.00	\$17,733.00	100.0%	\$0.00
1993	\$35,300.00	\$35,300.00	100.0%	\$0.00	\$35,300.00	100.0%	\$0.00
1994	\$30,200.00	\$30,200.00	100.0%	\$0.00	\$30,200.00	100.0%	\$0.00
1995	\$8,041.00	\$8,041.00	100.0%	\$0.00	\$8,041.00	100.0%	\$0.00
1996	\$0.00	\$0.00	0.0%	\$0.00	\$0.00	0.0%	\$0.00
1997	\$36,734.00	\$36,734.00	100.0%	\$0.00	\$36,734.00	100.0%	\$0.00
1998	\$24,600.00	\$24,600.00	100.0%	\$0.00	\$24,600.00	100.0%	\$0.00
1999	\$46,100.00	\$46,100.00	100.0%	\$0.00	\$46,100.00	100.0%	\$0.00
2000	\$55,184.86	\$55,184.86	100.0%	\$0.00	\$55,184.86	100.0%	\$0.00
2001	\$11,000.00	\$11,000.00	100.0%	\$0.00	\$11,000.00	100.0%	\$0.00
2002	\$69,400.00	\$69,400.00	100.0%	\$0.00	\$69,400.00	100.0%	\$0.00
2003	\$125,456.21	\$125,456.21	100.0%	\$0.00	\$125,456.21	100.0%	\$0.00
2004	\$148,948.82	\$148,948.82	100.0%	\$0.00	\$148,948.82	100.0%	\$0.00
2005	\$114,397.85	\$114,397.85	100.0%	\$0.00	\$114,397.85	100.0%	\$0.00
2006	\$106,606.25	\$106,606.25	100.0%	\$0.00	\$106,606.25	100.0%	\$0.00
2007	\$106,692.42	\$106,692.42	100.0%	\$0.00	\$106,692.42	100.0%	\$0.00
2008	\$104,705.74	\$104,705.74	100.0%	\$0.00	\$104,705.74	100.0%	\$0.00
2009	\$106,001.07	\$106,001.07	100.0%	\$0.00	\$106,001.07	100.0%	\$0.00
2010	\$107,869.96	\$107,869.96	100.0%	\$0.00	\$107,869.96	100.0%	\$0.00
2011	\$103,858.54	\$103,858.54	100.0%	\$0.00	\$103,858.54	100.0%	\$0.00
2012	\$55,279.60	\$55,279.60	100.0%	\$0.00	\$55,279.60	100.0%	\$0.00
2013	\$54,746.90	\$54,746.90	100.0%	\$0.00	\$54,746.90	100.0%	\$0.00
2014	\$59,534.20	\$59,534.20	100.0%	\$0.00	\$59,534.20	100.0%	\$0.00
2015	\$55,011.40	\$55,011.40	100.0%	\$0.00	\$55,011.40	100.0%	\$0.00
2016	\$58,300.70	\$58,300.70	100.0%	\$0.00	\$40,846.13	70.0%	\$17,454.57
2017	\$57,610.80	\$0.00	0.0%	\$57,610.80	\$0.00	0.0%	\$57,610.80
Total	\$1,699,313.32	\$1,641,702.52	96.6%	\$57,610.80	\$1,624,247.95	95.5%	\$75,065.37




U.S. Department of Housing and Urban Development
Office of Community Planning and Development
Integrated Disbursement and Information System
Status of HOME Grants
BOISE

DATE: 12-04-17
TIME: 17:03
PAGE: 9

IDIS - PR27

CHDO Operating Funds (CO)

Fiscal Year	Authorized Amount	Amount Committed	% Auth Cmtd	Balance to Commit	Total Disbursed	% Auth Disb	Available to Disburse
1992	\$0.00	\$0.00	0.0%	\$0.00	\$0.00	0.0%	\$0.00
1993	\$0.00	\$0.00	0.0%	\$0.00	\$0.00	0.0%	\$0.00
1994	\$18,700.00	\$18,700.00	100.0%	\$0.00	\$18,700.00	100.0%	\$0.00
1995	\$8,000.00	\$8,000.00	100.0%	\$0.00	\$8,000.00	100.0%	\$0.00
1996	\$8,115.00	\$8,115.00	100.0%	\$0.00	\$8,115.00	100.0%	\$0.00
1997	\$8,000.00	\$8,000.00	100.0%	\$0.00	\$8,000.00	100.0%	\$0.00
1998	\$7,500.00	\$7,500.00	100.0%	\$0.00	\$7,500.00	100.0%	\$0.00
1999	\$15,000.00	\$15,000.00	100.0%	\$0.00	\$15,000.00	100.0%	\$0.00
2000	\$5,815.14	\$5,815.14	100.0%	\$0.00	\$5,815.14	100.0%	\$0.00
2001	\$0.00	\$0.00	0.0%	\$0.00	\$0.00	0.0%	\$0.00
2002	\$0.00	\$0.00	0.0%	\$0.00	\$0.00	0.0%	\$0.00
2003	\$0.00	\$0.00	0.0%	\$0.00	\$0.00	0.0%	\$0.00
2004	\$45,000.00	\$45,000.00	100.0%	\$0.00	\$45,000.00	100.0%	\$0.00
2005	\$43,000.00	\$43,000.00	100.0%	\$0.00	\$43,000.00	100.0%	\$0.00
2006	\$40,890.00	\$40,890.00	100.0%	\$0.00	\$40,890.00	100.0%	\$0.00
2007	\$0.00	\$0.00	0.0%	\$0.00	\$0.00	0.0%	\$0.00
2008	\$0.00	\$0.00	0.0%	\$0.00	\$0.00	0.0%	\$0.00
2009	\$0.00	\$0.00	0.0%	\$0.00	\$0.00	0.0%	\$0.00
2010	\$0.00	\$0.00	0.0%	\$0.00	\$0.00	0.0%	\$0.00
2011	\$0.00	\$0.00	0.0%	\$0.00	\$0.00	0.0%	\$0.00
2012	\$0.00	\$0.00	0.0%	\$0.00	\$0.00	0.0%	\$0.00
2013	\$0.00	\$0.00	0.0%	\$0.00	\$0.00	0.0%	\$0.00
2014	\$0.00	\$0.00	0.0%	\$0.00	\$0.00	0.0%	\$0.00
2015	\$0.00	\$0.00	0.0%	\$0.00	\$0.00	0.0%	\$0.00
2016	\$0.00	\$0.00	0.0%	\$0.00	\$0.00	0.0%	\$0.00
2017	\$0.00	\$0.00	0.0%	\$0.00	\$0.00	0.0%	\$0.00
Total	\$200,020.14	\$200,020.14	100.0%	\$0.00	\$200,020.14	100.0%	\$0.00




U.S. Department of Housing and Urban Development
 Office of Community Planning and Development
 Integrated Disbursement and Information System
 Status of HOME Grants
 BOISE

DATE: 12-04-17
 TIME: 17:03
 PAGE: 10

IDIS - PR27

CHDO Funds (CR)

Fiscal Year	CHDO Requirement	Authorized Amount	Amount Suballocated to CL/CC	Amount Subgranted to CHDOS	Balance to Subgrant	Funds Committed to Activities	% Subg Cmtd	Balance to Commit	Total Disbursed	% Subg Disb	Available to Disburse
1992	\$80,700.00	\$112,500.00	\$0.00	\$112,500.00	\$0.00	\$112,500.00	100.0%	\$0.00	\$112,500.00	100.0%	\$0.00
1993	\$52,950.00	\$52,950.00	\$0.00	\$52,950.00	\$0.00	\$52,950.00	100.0%	\$0.00	\$52,950.00	100.0%	\$0.00
1994	\$73,350.00	\$73,350.00	\$0.00	\$73,350.00	\$0.00	\$73,350.00	100.0%	\$0.00	\$73,350.00	100.0%	\$0.00
1995	\$79,200.00	\$79,200.00	\$0.00	\$79,200.00	\$0.00	\$79,200.00	100.0%	\$0.00	\$79,200.00	100.0%	\$0.00
1996	\$81,150.00	\$81,150.00	\$0.00	\$81,150.00	\$0.00	\$81,150.00	100.0%	\$0.00	\$81,150.00	100.0%	\$0.00
1997	\$79,650.00	\$79,650.00	\$0.00	\$79,650.00	\$0.00	\$79,650.00	100.0%	\$0.00	\$79,650.00	100.0%	\$0.00
1998	\$84,900.00	\$84,900.00	\$0.00	\$84,900.00	\$0.00	\$84,900.00	100.0%	\$0.00	\$84,900.00	100.0%	\$0.00
1999	\$91,650.00	\$91,650.00	\$0.00	\$91,650.00	\$0.00	\$91,650.00	100.0%	\$0.00	\$91,650.00	100.0%	\$0.00
2000	\$92,100.00	\$92,100.00	\$0.00	\$92,100.00	\$0.00	\$92,100.00	100.0%	\$0.00	\$92,100.00	100.0%	\$0.00
2001	\$104,550.00	\$104,700.00	\$0.00	\$104,700.00	\$0.00	\$104,700.00	100.0%	\$0.00	\$104,700.00	100.0%	\$0.00
2002	\$104,100.00	\$104,100.00	\$0.00	\$104,100.00	\$0.00	\$104,100.00	100.0%	\$0.00	\$104,100.00	100.0%	\$0.00
2003	\$137,352.60	\$137,352.60	\$0.00	\$137,352.60	\$0.00	\$137,352.60	100.0%	\$0.00	\$137,352.60	100.0%	\$0.00
2004	\$137,180.55	\$137,180.55	\$0.00	\$137,180.55	\$0.00	\$137,180.55	100.0%	\$0.00	\$137,180.55	100.0%	\$0.00
2005	\$130,497.30	\$291,995.05	\$0.00	\$291,995.05	\$0.00	\$291,995.05	100.0%	\$0.00	\$291,995.05	100.0%	\$0.00
2006	\$122,671.80	\$245,502.30	\$9,708.00	\$235,794.30	\$0.00	\$235,794.30	100.0%	\$0.00	\$235,794.30	100.0%	\$0.00
2007	\$121,961.55	\$162,614.00	\$0.00	\$162,614.00	\$0.00	\$162,614.00	100.0%	\$0.00	\$162,614.00	100.0%	\$0.00
2008	\$117,207.30	\$0.00	\$0.00	\$0.00	\$0.00	\$0.00	0.0%	\$0.00	\$0.00	0.0%	\$0.00
2009	\$130,540.20	\$130,540.20	\$0.00	\$130,540.20	\$0.00	\$130,540.20	100.0%	\$0.00	\$130,540.20	100.0%	\$0.00
2010	\$129,589.20	\$287,401.29	\$0.00	\$287,401.29	\$0.00	\$287,401.29	100.0%	\$0.00	\$287,401.29	100.0%	\$0.00
2011	\$113,793.30	\$113,793.30	\$0.00	\$113,793.30	\$0.00	\$113,793.30	100.0%	\$0.00	\$113,793.30	100.0%	\$0.00
2012	\$82,919.40	\$82,919.40	\$0.00	\$82,919.40	\$0.00	\$82,919.40	100.0%	\$0.00	\$82,919.40	100.0%	\$0.00
2013	\$82,120.35	\$284,306.93	\$0.00	\$284,306.93	\$0.00	\$284,306.93	100.0%	\$0.00	\$140,753.25	49.5%	\$143,553.68
2014	\$89,301.30	\$535,807.80	\$0.00	\$407,477.34	\$128,330.46	\$407,477.34	100.0%	\$128,330.46	\$0.00	0.0%	\$535,807.80
2015	\$82,517.10	\$82,517.10	\$0.00	\$82,517.10	\$0.00	\$82,517.10	100.0%	\$0.00	\$0.00	0.0%	\$82,517.10
2016	\$87,451.05	\$87,451.05	\$0.00	\$0.00	\$87,451.05	\$0.00	0.0%	\$87,451.05	\$0.00	0.0%	\$87,451.05
2017	\$86,416.20	\$86,416.20	\$0.00	\$0.00	\$86,416.20	\$0.00	0.0%	\$86,416.20	\$0.00	0.0%	\$86,416.20
Total	\$2,575,819.20	\$3,622,047.77	\$9,708.00	\$3,310,142.06	\$302,197.71	\$3,310,142.06	100.0%	\$302,197.71	\$2,676,593.94	80.8%	\$935,745.83




U.S. Department of Housing and Urban Development
Office of Community Planning and Development
Integrated Disbursement and Information System
Status of HOME Grants
BOISE

DATE: 12-04-17
TIME: 17:03
PAGE: 11

IDIS - PR27

CHDO Loans (CL)

Fiscal Year	Authorized Amount	Amount Subgranted	Amount Committed	% Auth Cmtd	Balance to Commit	Total Disbursed	% Auth Disb	Available to Disburse
1992	\$0.00	\$0.00	\$0.00	0.0%	\$0.00	\$0.00	0.0%	\$0.00
1993	\$0.00	\$0.00	\$0.00	0.0%	\$0.00	\$0.00	0.0%	\$0.00
1994	\$0.00	\$0.00	\$0.00	0.0%	\$0.00	\$0.00	0.0%	\$0.00
1995	\$0.00	\$0.00	\$0.00	0.0%	\$0.00	\$0.00	0.0%	\$0.00
1996	\$0.00	\$0.00	\$0.00	0.0%	\$0.00	\$0.00	0.0%	\$0.00
1997	\$0.00	\$0.00	\$0.00	0.0%	\$0.00	\$0.00	0.0%	\$0.00
1998	\$0.00	\$0.00	\$0.00	0.0%	\$0.00	\$0.00	0.0%	\$0.00
1999	\$0.00	\$0.00	\$0.00	0.0%	\$0.00	\$0.00	0.0%	\$0.00
2000	\$0.00	\$0.00	\$0.00	0.0%	\$0.00	\$0.00	0.0%	\$0.00
2001	\$0.00	\$0.00	\$0.00	0.0%	\$0.00	\$0.00	0.0%	\$0.00
2002	\$0.00	\$0.00	\$0.00	0.0%	\$0.00	\$0.00	0.0%	\$0.00
2003	\$0.00	\$0.00	\$0.00	0.0%	\$0.00	\$0.00	0.0%	\$0.00
2004	\$0.00	\$0.00	\$0.00	0.0%	\$0.00	\$0.00	0.0%	\$0.00
2005	\$0.00	\$0.00	\$0.00	0.0%	\$0.00	\$0.00	0.0%	\$0.00
2006	\$9,708.00	\$9,708.00	\$9,708.00	100.0%	\$0.00	\$9,708.00	100.0%	\$0.00
2007	\$0.00	\$0.00	\$0.00	0.0%	\$0.00	\$0.00	0.0%	\$0.00
2008	\$0.00	\$0.00	\$0.00	0.0%	\$0.00	\$0.00	0.0%	\$0.00
2009	\$0.00	\$0.00	\$0.00	0.0%	\$0.00	\$0.00	0.0%	\$0.00
2010	\$0.00	\$0.00	\$0.00	0.0%	\$0.00	\$0.00	0.0%	\$0.00
2011	\$0.00	\$0.00	\$0.00	0.0%	\$0.00	\$0.00	0.0%	\$0.00
2012	\$0.00	\$0.00	\$0.00	0.0%	\$0.00	\$0.00	0.0%	\$0.00
2013	\$0.00	\$0.00	\$0.00	0.0%	\$0.00	\$0.00	0.0%	\$0.00
2014	\$0.00	\$0.00	\$0.00	0.0%	\$0.00	\$0.00	0.0%	\$0.00
2015	\$0.00	\$0.00	\$0.00	0.0%	\$0.00	\$0.00	0.0%	\$0.00
2016	\$0.00	\$0.00	\$0.00	0.0%	\$0.00	\$0.00	0.0%	\$0.00
2017	\$0.00	\$0.00	\$0.00	0.0%	\$0.00	\$0.00	0.0%	\$0.00
Total	\$9,708.00	\$9,708.00	\$9,708.00	100.0%	\$0.00	\$9,708.00	100.0%	\$0.00




U.S. Department of Housing and Urban Development
Office of Community Planning and Development
Integrated Disbursement and Information System
Status of HOME Grants
BOISE

DATE: 12-04-17
TIME: 17:03
PAGE: 12

IDIS - PR27

CHDO Capacity (CC)

Fiscal Year	Authorized Amount	Amount Subgranted	Amount Committed	% Auth Cmtd	Balance to Commit	Total Disbursed	% Auth Disb	Available to Disburse
1992	\$0.00	\$0.00	\$0.00	0.0%	\$0.00	\$0.00	0.0%	\$0.00
1993	\$0.00	\$0.00	\$0.00	0.0%	\$0.00	\$0.00	0.0%	\$0.00
1994	\$0.00	\$0.00	\$0.00	0.0%	\$0.00	\$0.00	0.0%	\$0.00
1995	\$0.00	\$0.00	\$0.00	0.0%	\$0.00	\$0.00	0.0%	\$0.00
1996	\$0.00	\$0.00	\$0.00	0.0%	\$0.00	\$0.00	0.0%	\$0.00
1997	\$0.00	\$0.00	\$0.00	0.0%	\$0.00	\$0.00	0.0%	\$0.00
1998	\$0.00	\$0.00	\$0.00	0.0%	\$0.00	\$0.00	0.0%	\$0.00
1999	\$0.00	\$0.00	\$0.00	0.0%	\$0.00	\$0.00	0.0%	\$0.00
2000	\$0.00	\$0.00	\$0.00	0.0%	\$0.00	\$0.00	0.0%	\$0.00
2001	\$0.00	\$0.00	\$0.00	0.0%	\$0.00	\$0.00	0.0%	\$0.00
2002	\$0.00	\$0.00	\$0.00	0.0%	\$0.00	\$0.00	0.0%	\$0.00
2003	\$0.00	\$0.00	\$0.00	0.0%	\$0.00	\$0.00	0.0%	\$0.00
2004	\$0.00	\$0.00	\$0.00	0.0%	\$0.00	\$0.00	0.0%	\$0.00
2005	\$0.00	\$0.00	\$0.00	0.0%	\$0.00	\$0.00	0.0%	\$0.00
2006	\$0.00	\$0.00	\$0.00	0.0%	\$0.00	\$0.00	0.0%	\$0.00
2007	\$0.00	\$0.00	\$0.00	0.0%	\$0.00	\$0.00	0.0%	\$0.00
2008	\$0.00	\$0.00	\$0.00	0.0%	\$0.00	\$0.00	0.0%	\$0.00
2009	\$0.00	\$0.00	\$0.00	0.0%	\$0.00	\$0.00	0.0%	\$0.00
2010	\$0.00	\$0.00	\$0.00	0.0%	\$0.00	\$0.00	0.0%	\$0.00
2011	\$0.00	\$0.00	\$0.00	0.0%	\$0.00	\$0.00	0.0%	\$0.00
2012	\$0.00	\$0.00	\$0.00	0.0%	\$0.00	\$0.00	0.0%	\$0.00
2013	\$0.00	\$0.00	\$0.00	0.0%	\$0.00	\$0.00	0.0%	\$0.00
2014	\$0.00	\$0.00	\$0.00	0.0%	\$0.00	\$0.00	0.0%	\$0.00
2015	\$0.00	\$0.00	\$0.00	0.0%	\$0.00	\$0.00	0.0%	\$0.00
2016	\$0.00	\$0.00	\$0.00	0.0%	\$0.00	\$0.00	0.0%	\$0.00
2017	\$0.00	\$0.00	\$0.00	0.0%	\$0.00	\$0.00	0.0%	\$0.00
Total	\$0.00	\$0.00	\$0.00	0.0%	\$0.00	\$0.00	0.0%	\$0.00




U.S. Department of Housing and Urban Development
Office of Community Planning and Development
Integrated Disbursement and Information System
Status of HOME Grants
BOISE

DATE: 12-04-17
TIME: 17:03
PAGE: 13

IDIS - PR27

Reservations to State Recipients and Sub-recipients (SU)

Fiscal Year	Authorized Amount	Amount Subgranted to Other Entities	Amount Committed	% Auth Cmtd	Balance to Commit	Total Disbursed	% Auth Disb	Available to Disburse
1992	\$0.00	\$0.00	\$0.00	0.0%	\$0.00	\$0.00	0.0%	\$0.00
1993	\$0.00	\$0.00	\$0.00	0.0%	\$0.00	\$0.00	0.0%	\$0.00
1994	\$0.00	\$0.00	\$0.00	0.0%	\$0.00	\$0.00	0.0%	\$0.00
1995	\$0.00	\$0.00	\$0.00	0.0%	\$0.00	\$0.00	0.0%	\$0.00
1996	\$0.00	\$0.00	\$0.00	0.0%	\$0.00	\$0.00	0.0%	\$0.00
1997	\$0.00	\$0.00	\$0.00	0.0%	\$0.00	\$0.00	0.0%	\$0.00
1998	\$0.00	\$0.00	\$0.00	0.0%	\$0.00	\$0.00	0.0%	\$0.00
1999	\$0.00	\$0.00	\$0.00	0.0%	\$0.00	\$0.00	0.0%	\$0.00
2000	\$0.00	\$0.00	\$0.00	0.0%	\$0.00	\$0.00	0.0%	\$0.00
2001	\$0.00	\$0.00	\$0.00	0.0%	\$0.00	\$0.00	0.0%	\$0.00
2002	\$0.00	\$0.00	\$0.00	0.0%	\$0.00	\$0.00	0.0%	\$0.00
2003	\$0.00	\$0.00	\$0.00	0.0%	\$0.00	\$0.00	0.0%	\$0.00
2004	\$0.00	\$0.00	\$0.00	0.0%	\$0.00	\$0.00	0.0%	\$0.00
2005	\$0.00	\$0.00	\$0.00	0.0%	\$0.00	\$0.00	0.0%	\$0.00
2006	\$0.00	\$0.00	\$0.00	0.0%	\$0.00	\$0.00	0.0%	\$0.00
2007	\$0.00	\$0.00	\$0.00	0.0%	\$0.00	\$0.00	0.0%	\$0.00
2008	\$0.00	\$0.00	\$0.00	0.0%	\$0.00	\$0.00	0.0%	\$0.00
2009	\$0.00	\$0.00	\$0.00	0.0%	\$0.00	\$0.00	0.0%	\$0.00
2010	\$0.00	\$0.00	\$0.00	0.0%	\$0.00	\$0.00	0.0%	\$0.00
2011	\$0.00	\$0.00	\$0.00	0.0%	\$0.00	\$0.00	0.0%	\$0.00
2012	\$0.00	\$0.00	\$0.00	0.0%	\$0.00	\$0.00	0.0%	\$0.00
2013	\$0.00	\$0.00	\$0.00	0.0%	\$0.00	\$0.00	0.0%	\$0.00
2014	\$0.00	\$0.00	\$0.00	0.0%	\$0.00	\$0.00	0.0%	\$0.00
2015	\$0.00	\$0.00	\$0.00	0.0%	\$0.00	\$0.00	0.0%	\$0.00
2016	\$0.00	\$0.00	\$0.00	0.0%	\$0.00	\$0.00	0.0%	\$0.00
2017	\$0.00	\$0.00	\$0.00	0.0%	\$0.00	\$0.00	0.0%	\$0.00
Total	\$0.00	\$0.00	\$0.00	0.0%	\$0.00	\$0.00	0.0%	\$0.00




U.S. Department of Housing and Urban Development
 Office of Community Planning and Development
 Integrated Disbursement and Information System
 Status of HOME Grants
 BOISE

DATE: 12-04-17
 TIME: 17:03
 PAGE: 14

IDIS - PR27

Total Program Funds

Fiscal Year	Total Authorization	Local Account Funds	Committed Amount	Net Disbursed for Activities	Net Disbursed for Admin/CHDO OP	Net Disbursed	Disbursed Pending Approval	Total Disbursed	Available to Disburse
1992	\$538,000.00	\$0.00	\$520,267.00	\$520,267.00	\$17,733.00	\$538,000.00	\$0.00	\$538,000.00	\$0.00
1993	\$353,000.00	\$0.00	\$317,700.00	\$317,700.00	\$35,300.00	\$353,000.00	\$0.00	\$353,000.00	\$0.00
1994	\$489,000.00	\$0.00	\$440,100.00	\$440,100.00	\$48,900.00	\$489,000.00	\$0.00	\$489,000.00	\$0.00
1995	\$528,000.00	\$0.00	\$511,959.00	\$511,959.00	\$16,041.00	\$528,000.00	\$0.00	\$528,000.00	\$0.00
1996	\$541,000.00	\$0.00	\$532,885.00	\$532,885.00	\$8,115.00	\$541,000.00	\$0.00	\$541,000.00	\$0.00
1997	\$531,000.00	\$25,000.00	\$511,266.00	\$511,266.00	\$44,734.00	\$556,000.00	\$0.00	\$556,000.00	\$0.00
1998	\$566,000.00	\$193,000.00	\$726,900.00	\$726,900.00	\$32,100.00	\$759,000.00	\$0.00	\$759,000.00	\$0.00
1999	\$611,000.00	\$45,969.95	\$595,869.95	\$595,869.95	\$61,100.00	\$656,969.95	\$0.00	\$656,969.95	\$0.00
2000	\$614,000.00	\$0.00	\$553,000.00	\$553,000.00	\$61,000.00	\$614,000.00	\$0.00	\$614,000.00	\$0.00
2001	\$697,000.00	\$182,246.50	\$868,246.50	\$868,246.50	\$11,000.00	\$879,246.50	\$0.00	\$879,246.50	\$0.00
2002	\$694,000.00	\$491,297.50	\$1,115,897.50	\$1,115,897.50	\$69,400.00	\$1,185,297.50	\$0.00	\$1,185,297.50	\$0.00
2003	\$915,684.00	\$914,775.38	\$1,705,003.17	\$1,705,003.17	\$125,456.21	\$1,830,459.38	\$0.00	\$1,830,459.38	\$0.00
2004	\$1,032,546.00	\$1,103,542.01	\$1,942,139.19	\$1,942,139.19	\$193,948.82	\$2,136,088.01	\$0.00	\$2,136,088.01	\$0.00
2005	\$906,406.00	\$606,231.91	\$1,355,240.06	\$1,355,240.06	\$157,397.85	\$1,512,637.91	\$0.00	\$1,512,637.91	\$0.00
2006	\$835,998.00	\$510,657.79	\$1,199,159.54	\$1,199,159.54	\$147,496.25	\$1,346,655.79	\$0.00	\$1,346,655.79	\$0.00
2007	\$831,263.00	\$437,339.66	\$1,161,910.24	\$1,161,910.24	\$106,692.42	\$1,268,602.66	\$0.00	\$1,268,602.66	\$0.00
2008	\$788,730.00	\$415,390.96	\$1,099,415.22	\$1,099,415.22	\$104,705.74	\$1,204,120.96	\$0.00	\$1,204,120.96	\$0.00
2009	\$870,268.00	\$220,769.18	\$985,036.11	\$985,036.11	\$106,001.07	\$1,091,037.18	\$0.00	\$1,091,037.18	\$0.00
2010	\$863,928.00	\$334,725.16	\$1,090,783.20	\$1,090,783.20	\$107,869.96	\$1,198,653.16	\$0.00	\$1,198,653.16	\$0.00
2011	\$758,622.00	\$349,826.58	\$1,004,590.04	\$1,004,590.04	\$103,858.54	\$1,108,448.58	\$0.00	\$1,108,448.58	\$0.00
2012	\$552,796.00	\$608,073.24	\$1,105,589.64	\$928,806.32	\$55,279.60	\$984,085.92	\$0.00	\$984,085.92	\$176,783.32
2013	\$547,469.00	\$890,641.48	\$1,320,095.88	\$1,031,394.73	\$54,746.90	\$1,086,141.63	\$0.00	\$1,086,141.63	\$351,968.85
2014	\$595,342.00	\$1,040,409.66	\$1,447,887.00	\$1,040,409.66	\$59,534.20	\$1,099,943.86	\$0.00	\$1,099,943.86	\$535,807.80
2015	\$550,114.00	\$1,186,509.23	\$1,043,769.72	\$345,902.83	\$55,011.40	\$400,914.23	\$0.00	\$400,914.23	\$1,335,709.00
2016	\$583,007.00	\$2,038,773.41	\$94,495.17	\$57,751.81	\$40,846.13	\$98,597.94	\$0.00	\$98,597.94	\$2,523,182.47
2017	\$576,108.00	\$144,063.32	\$0.00	\$0.00	\$0.00	\$0.00	\$0.00	\$0.00	\$720,171.32
Total	\$17,370,281.00	\$11,739,242.92	\$23,249,205.13	\$21,641,633.07	\$1,824,268.09	\$23,465,901.16	\$0.00	\$23,465,901.16	\$5,643,622.76



U.S. Department of Housing and Urban Development
 Office of Community Planning and Development
 Integrated Disbursement and Information System
 Status of HOME Grants
 BOISE

DATE: 12-04-17
 TIME: 17:03
 PAGE: 15

IDIS - PR27

Total Program Percent

Fiscal Year	Total Authorization	Local Account Funds	% Committed for Activities	% Disb for Activities	% Disb for Admin/CHDO OP	% Net Disbursed	% Disbursed Pending Approval	% Total Disbursed	% Available to Disburse
1992	\$538,000.00	\$0.00	96.7%	96.7%	3.2%	100.0%	0.0%	100.0%	0.0%
1993	\$353,000.00	\$0.00	90.0%	90.0%	10.0%	100.0%	0.0%	100.0%	0.0%
1994	\$489,000.00	\$0.00	90.0%	90.0%	10.0%	100.0%	0.0%	100.0%	0.0%
1995	\$528,000.00	\$0.00	96.9%	96.9%	3.0%	100.0%	0.0%	100.0%	0.0%
1996	\$541,000.00	\$0.00	98.5%	98.5%	1.5%	100.0%	0.0%	100.0%	0.0%
1997	\$531,000.00	\$25,000.00	91.9%	91.9%	8.4%	100.0%	0.0%	100.0%	0.0%
1998	\$566,000.00	\$193,000.00	95.7%	95.7%	5.6%	100.0%	0.0%	100.0%	0.0%
1999	\$611,000.00	\$45,969.95	90.6%	90.6%	10.0%	100.0%	0.0%	100.0%	0.0%
2000	\$614,000.00	\$0.00	90.0%	90.0%	9.9%	100.0%	0.0%	100.0%	0.0%
2001	\$697,000.00	\$182,246.50	98.7%	98.7%	1.5%	100.0%	0.0%	100.0%	0.0%
2002	\$694,000.00	\$491,297.50	94.1%	94.1%	10.0%	100.0%	0.0%	100.0%	0.0%
2003	\$915,684.00	\$914,775.38	93.1%	93.1%	13.7%	100.0%	0.0%	100.0%	0.0%
2004	\$1,032,546.00	\$1,103,542.01	90.9%	90.9%	18.7%	100.0%	0.0%	100.0%	0.0%
2005	\$906,406.00	\$606,231.91	89.5%	89.5%	17.3%	100.0%	0.0%	100.0%	0.0%
2006	\$835,998.00	\$510,657.79	89.0%	89.0%	17.6%	100.0%	0.0%	100.0%	0.0%
2007	\$831,263.00	\$437,339.66	91.5%	91.5%	12.8%	100.0%	0.0%	100.0%	0.0%
2008	\$788,730.00	\$415,390.96	91.3%	91.3%	13.2%	100.0%	0.0%	100.0%	0.0%
2009	\$870,268.00	\$220,769.18	90.2%	90.2%	12.1%	100.0%	0.0%	100.0%	0.0%
2010	\$863,928.00	\$334,725.16	91.0%	91.0%	12.4%	100.0%	0.0%	100.0%	0.0%
2011	\$758,622.00	\$349,826.58	90.6%	90.6%	13.6%	100.0%	0.0%	100.0%	0.0%
2012	\$552,796.00	\$608,073.24	95.2%	80.0%	9.9%	84.7%	0.0%	84.7%	15.2%
2013	\$547,469.00	\$890,641.48	91.7%	71.7%	10.0%	75.5%	0.0%	75.5%	24.4%
2014	\$595,342.00	\$1,040,409.66	88.5%	63.6%	9.9%	67.2%	0.0%	67.2%	32.7%
2015	\$550,114.00	\$1,186,509.23	60.1%	19.9%	10.0%	23.0%	0.0%	23.0%	76.9%
2016	\$583,007.00	\$2,038,773.41	3.6%	2.2%	7.0%	3.7%	0.0%	3.7%	96.2%
2017	\$576,108.00	\$144,063.32	0.0%	0.0%	0.0%	0.0%	0.0%	0.0%	100.0%
Total	\$17,370,281.00	\$11,739,242.92	79.8%	74.3%	10.5%	80.6%	0.0%	80.6%	19.3%

CDBG PERFORMANCE MEASURES REPORT

IDIS—PR83

Public Facilities and Infrastructure

	Create Suitable Living			Provide Decent Housing			Create Economic Opportunities			Total
	Access	Afford	Sustain	Access	Afford	Sustain	Access	Afford	Sustain	

Number of Persons Assisted										
with new access to a facility	0	0	0	0	0	0	0	0	0	0
with improved access to a facility	0	0	0	0	0	0	0	0	0	0
with access to a facility that is no longer substandard	0	0	0	0	0	0	0	0	0	0
Totals :	0	0	0	0	0	0	0	0	0	0

Number of Households Assisted										
with new access to a facility	0	0	0	0	0	0	0	0	0	0
with improved access to a facility	0	0	0	0	0	0	0	0	0	0
with access to a facility that is no longer substandard	0	0	0	0	0	0	0	0	0	0
Totals :	0	0	0	0	0	0	0	0	0	0

Public Services

	Create Suitable Living			Provide Decent Housing			Create Economic Opportunities			Total
	Access	Afford	Sustain	Access	Afford	Sustain	Access	Afford	Sustain	

Number of Persons Assisted										
with new (or continuing) access to a service	5,876	0	0	330	37	0	0	0	0	6,243
with improved (or continuing) access to a service	0	0	0	0	0	0	0	0	0	0
with new access to a service that is no longer substandard	0	0	0	0	0	0	0	0	0	0
Totals :	5,876	0	0	330	37	0	0	0	0	6,243

Owner Occupied Housing Rehabilitation

	Create Suitable Living			Provide Decent Housing			Create Economic Opportunities			Total
	Access	Afford	Sustain	Access	Afford	Sustain	Access	Afford	Sustain	
Total LMH* units	0	1	0	0	6	0	0	0	0	7
Total SB*, URG units	0	0	0	0	0	0	0	0	0	0
Of Total, Number of Units Occupied by elderly	0	1	0	0	2	0	0	0	0	3
Brought from substandard to standard condition	0	1	0	0	0	0	0	0	0	1
Qualified as Energy Star	0	0	0	0	0	0	0	0	0	0
Brought to lead safety compliance	0	0	0	0	2	0	0	0	0	2
Made accessible	0	0	0	0	0	0	0	0	0	0

Homebuyer Assistance

	Create Suitable Living			Provide Decent Housing			Create Economic Opportunities			Total
	Access	Afford	Sustain	Access	Afford	Sustain	Access	Afford	Sustain	
Total Households Assisted	0	0	0	0	2	0	0	0	0	2
Of Total: Number of first-time homebuyers	0	0	0	0	1	0	0	0	0	1
Of those, number receiving housing counseling	0	0	0	0	1	0	0	0	0	1
Number of households receiving downpayment/closing costs assistance	0	0	0	0	1	0	0	0	0	1

HOUSING PERFORMANCE REPORT – CDBG

IDIS—PR85

Objectives	Availability / Accessibility		Outcomes Affordability		Sustainability		Total by Objective		# of Total Units Brought to Property Standard		Of the Total Units, the # occupied by Households <= 80% AMI		
	Units	\$	Units	\$	Units	\$	Units	\$	Units	\$	Units	\$	
	Suitable Living	0	0.00	2	9,547.00	19	24,012.90	21	33,559.90	1		***	21
Decent Housing	1	66,844.27	21	896,237.00	0	0.00	22	963,081.27	0	963,081.27		22	963,081.27
Economic Opportunity	0	0.00	0	0.00	0	0.00	0	0.00	0	0.00		0	0.00
Total by Outcome	1	66,844.27	23	905,784.00	19	24,012.90	43	996,641.17	1		***	43	996,641.17

HOUSING PERFORMANCE REPORT – HOME

IDIS—PR85

U.S. Department of Housing and Urban Development
 Office of Community Planning and Development
 Integrated Disbursement and Information System
 Rental , Homebuyer , Homeowner Rehab, TBRA
 Housing Performance Report - BOISE , ID

Program Rental , Homebuyer , Homeowner Rehab, TBRA
 Date Range 09/30/2017
 Home Tenure Type 10/1/2016

Objectives	Availability / Accessibility		Outcomes Affordability		Sustainability		Total by Objective		# of Total Units Brought to Property Standard		Of the Total Units, the # occupied by Households <= 80% AMI	
	Units	\$	Units	\$	Units	\$	Units	\$	Units	\$	Units	\$
Suitable Living	0	0.00	0	0.00	0	0.00	0	0.00	0	0.00	0	0.00
Decent Housing	0	0.00	4	685,651.52	0	0.00	4	685,651.52	4	685,651.52	4	685,651.52
Economic Opportunity	0	0.00	0	0.00	0	0.00	0	0.00	0	0.00	0	0.00
Total by Outcome	0	0.00	4	685,651.52	0	0.00	4	685,651.52	4	685,651.52	4	685,651.52

CDBG LEAD BASED PAINT REPORT

IDIS—PR89



U.S. Department of Housing and Urban Development
Office of Community Planning and Development
Integrated Disbursement and Information System
CDBG Lead Based Paint Report

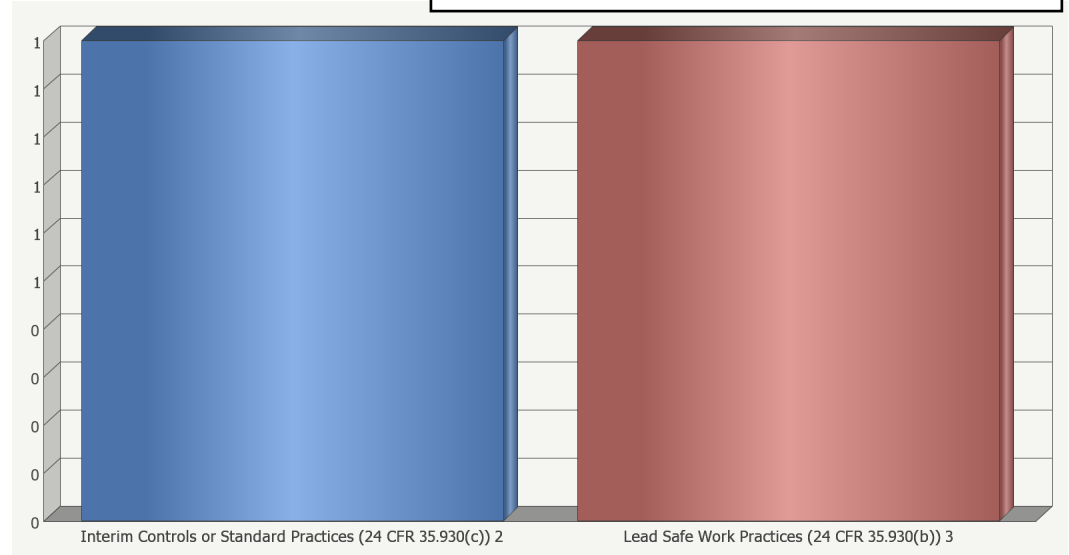


Report Date Between: 10/01/2016 and 09/30/2017
Status:

Summary by Lead Safe Housing Rule Status/Lead Activity

Requirement	Remediation	Unit #
Exempt: Hard costs <= \$5,000	Total	2
	Interim Controls or Standard Practices (24 CFR 35.930(c))	1
	Lead Safe Work Practices (24 CFR 35.930(b))	1

Unit # Summary for Exempt: Hard costs <= \$5,000



Other Actions required by Local/State Codes: No data returned for this

Summary by Activity Type

Type	Requirement	Unit #
Housing	Total	114,131
	Exempt: Hard costs <= \$5,000	16,647
	Exempt: housing constructed 1978 or later	15,079
	Housing constructed before 1978	71,296
	Otherwise exempt	11,109

Unit # Summary for Housing

